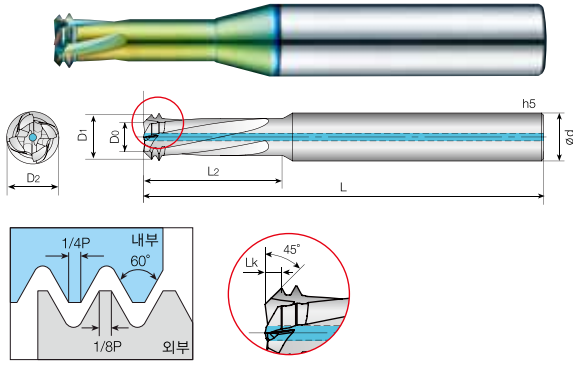




4날 범용 다기능 쓰레드밀 (역회전)



ISO 측정항목

519P

단위 Unit: mm

Order Number	피치규격		날수 Flutes Z	산수 Teeth Zt	날경 Diameter			유효장 Effective Length L2	길이 Lk	전장 Overall Length L	샤희크 Shank Dia d
	Thread	Pitch			D0	D1	D2				
4ETM 024 070 S06 M3	M3	0.5	4	2	1.37	2.17	2.4	7	0.4	60	6
4ETM 024 085 S06 M3	M3	0.5	4	2	1.37	2.17	2.4	8.5	0.4	60	6
4ETM 032 092 S06 M4	M4	0.7	4	2	1.74	2.88	3.2	9.2	0.57	60	6
4ETM 032 112 S06 M4	M4	0.7	4	2	1.74	2.88	3.2	11.2	0.57	60	6
4ETM 039 115 S06 M5	M5	0.8	4	2	2.21	3.61	3.9	11.5	0.7	60	6
4ETM 039 144 S06 M5	M5	0.8	4	2	2.21	3.61	3.9	14.4	0.7	60	6
4ETM 047 140 S06 M6	M6 ~ M9	1	4	2	2.82	4.4	4.7	14	0.79	60	6
4ETM 047 170 S06 M6	M6 ~ M9	1	4	2	2.82	4.4	4.7	17	0.79	60	6
4ETM 061 180 S08 M8	M8 ~ M12	1.25	4	2	4	5.8	6.1	18	0.9	65	8
4ETM 061 220 S08 M8	M8 ~ M12	1.25	4	2	4	5.8	6.1	22	0.9	65	8
4ETM 078 230 S08 M10	M10 ~ M15	1.5	4	2	5.16	7.4	7.8	23	1.12	65	8
4ETM 078 280 S08 M10	M10 ~ M15	1.5	4	2	5.16	7.4	7.8	28	1.12	65	8
4ETM 090 260 S10 M12	M12	1.75	4	2	6.2	8.6	9	26	1.2	80	10
4ETM 090 330 S10 M12	M12	1.75	4	2	6.2	8.6	9	33	1.2	80	10
4ETM 118 350 S12 M16	M16 ~ M23	2	4	2	7.4	11.4	11.8	35	2	100	12
4ETM 118 430 S12 M16	M16 ~ M23	2	4	2	7.4	11.4	11.8	43	2	100	12

외부급유형 (Without coolant)

내부급유형 (With coolant)

4ETM 047 140 S06 M6C	M6 ~ M9	1	4	2	2.82	4.4	4.7	14	0.79	60	6
4ETM 047 170 S06 M6C	M6 ~ M9	1	4	2	2.82	4.4	4.7	17	0.79	60	6
4ETM 061 180 S08 M8C	M8 ~ M12	1.25	4	2	4	5.8	6.1	18	0.9	65	8
4ETM 061 220 S08 M8C	M8 ~ M12	1.25	4	2	4	5.8	6.1	22	0.9	65	8
4ETM 078 230 S08 M10C	M10 ~ M15	1.5	4	2	5.16	7.4	7.8	23	1.12	65	8
4ETM 078 280 S08 M10C	M10 ~ M15	1.5	4	2	5.16	7.4	7.8	28	1.12	65	8
4ETM 090 260 S10 M12C	M12	1.75	4	2	6.2	8.6	9	26	1.2	80	10
4ETM 090 330 S10 M12C	M12	1.75	4	2	6.2	8.6	9	33	1.2	80	10
4ETM 118 350 S12 M16C	M16 ~ M23	2	4	2	7.4	11.4	11.8	35	2	100	12
4ETM 118 430 S12 M16C	M16 ~ M23	2	4	2	7.4	11.4	11.8	43	2	100	12

THREAD MILL



American UN

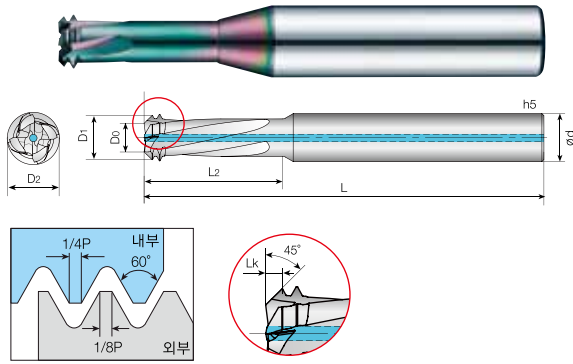
단위 Unit: mm

Order Number	피치규격 Thread			날수 Flutes Z	산수 Teeth Zt	날경 Diameter			유효장 Effective Length L2	길이 Lk	전장 Overall Length L	생크 Shank Dia d
	UNC	UNF	Pitch (TPI)			D0	D1	D2				
외부급유형 (Without coolant)												
4ETM 021 072 S06	No.4, No.5		40	4	2	1	1.76	2.1	7.2	0.38	60	6
4ETM 021 088 S06	No.4, No.5		40	4	2	1	1.76	2.1	8.8	0.38	60	6
4ETM 026 086 S06	No.6, No.8		32	4	2	1.32	2.21	2.6	8.6	0.45	60	6
4ETM 026 105 S06	No.6, No.8		32	4	2	1.32	2.21	2.6	10.5	0.45	60	6
4ETM 030 100 S06	No.8	No.10	32	4	2	1.42	2.62	3	10	0.6	60	6
4ETM 030 122 S06	No.8	No.10	32	4	2	1.42	2.62	3	12.2	0.6	60	6
4ETM 035 114 S06	No.10, No.12		24	4	2	1.58	3.18	3.5	11.4	0.8	60	6
4ETM 048 145 S06	1/4"		20	4	2	2.69	4.29	4.8	14.5	0.8	60	6
4ETM 048 180 S06	1/4"		20	4	2	2.69	4.29	4.8	18	0.8	60	6
4ETM 050 144 S06		1/4"	28	4	2	3.2	4.58	5	14.4	0.69	60	6
4ETM 050 178 S06		1/4"	28	4	2	3.2	4.58	5	17.8	0.69	60	6

내부급유형 (With coolant)

4ETM 048 145 S08C	1/4"		20	4	2	2.69	4.29	4.8	14.5	0.8	65	6
4ETM 048 180 S08C	1/4"		20	4	2	2.69	4.29	4.8	18	0.8	65	6
4ETM 050 144 S08C		1/4"	28	4	2	3.2	4.58	5	14.4	0.69	65	8
4ETM 050 178 S08C		1/4"	28	4	2	3.2	4.58	5	17.8	0.69	65	8
4ETM 065 176 S08C		5/16", 3/8"	24	4	2	4.34	6.02	6.5	17.6	0.85	65	8
4ETM 065 218 S08C		5/16", 3/8"	24	4	2	4.34	6.02	6.5	21.8	0.85	65	8
4ETM 067 260 S08C	3/8"		16	4	2	3.98	6.18	6.7	26	1.1	65	8

4날 알루미늄 전용 다기능 쓰레드밀 (역회전)



ISO 측정항목

519P

단위 Unit: mm

Order Number	피치규격		날수 Flutes Z	산수 Teeth Zt	날경 Diameter			유효장 Effective Length L2	길이 Lk	전장 Overall Length L	샤희크 Shank Dia d
	Thread	Pitch			D0	D1	D2				

외부 급유형 (Without coolant)

4ETMA 0105 033 S04 M014	M1.4	0.3	4	2	0.61	0.95	1.05	3.3	0.17	45	4
4ETMA 0105 040 S04 M014	M1.4	0.3	4	2	0.61	0.95	1.05	4	0.17	45	4
4ETMA 012 037 S04 M016	M1.6~M1.8	0.35	4	2	0.65	1.04	1.2	3.7	0.195	45	4
4ETMA 012 045 S04 M016	M1.6~M1.8	0.35	4	2	0.65	1.04	1.2	4.5	0.195	45	4
4ETMA 0155 045 S04 M2	M2	0.4	4	2	0.94	1.4	1.55	4.5	0.23	45	4
4ETMA 0155 055 S04 M2	M2	0.4	4	2	0.94	1.4	1.55	5.5	0.23	45	4
4ETMA 020 055 S04 M025	M2.5~M2.6	0.45	4	2	1.16	1.85	2	5.5	0.345	45	4
4ETMA 020 0675 S04 M025	M2.5~M2.6	0.45	4	2	1.16	1.85	2	6.75	0.345	45	4
4ETMA 024 070 S06 M3	M3	0.5	4	2	1.37	2.17	2.4	7	0.4	60	6
4ETMA 024 085 S06 M3	M3	0.5	4	2	1.37	2.17	2.4	8.5	0.4	60	6
4ETMA 032 092 S06 M4	M4	0.7	4	2	1.74	2.88	3.2	9.2	0.57	60	6
4ETMA 032 112 S06 M4	M4	0.7	4	2	1.74	2.88	3.2	11.2	0.57	60	6
4ETMA 039 115 S06 M5	M5	0.8	4	2	2.21	3.61	3.9	11.5	0.7	60	6
4ETMA 039 144 S06 M5	M5	0.8	4	2	2.21	3.61	3.9	14.4	0.7	60	6
4ETMA 047 140 S06 M6	M6~M9	1	4	2	2.82	4.4	4.7	14	0.79	60	6
4ETMA 047 170 S06 M6	M6~M9	1	4	2	2.82	4.4	4.7	17	0.79	60	6
4ETMA 061 180 S08 M8	M8~M12	1.25	4	2	4	5.8	6.1	18	0.9	65	8
4ETMA 061 220 S08 M8	M8~M12	1.25	4	2	4	5.8	6.1	22	0.9	65	8
4ETMA 078 230 S08 M10	M10~M15	1.5	4	2	5.16	7.4	7.8	23	1.12	65	8
4ETMA 078 280 S08 M10	M10~M15	1.5	4	2	5.16	7.4	7.8	28	1.12	65	8
4ETMA 090 260 S10 M12	M12	1.75	4	2	6.2	8.6	9	26	1.2	80	10
4ETMA 090 330 S10 M12	M12	1.75	4	2	6.2	8.6	9	33	1.2	80	10
4ETMA 118 350 S12 M16	M16~M23	2	4	2	7.4	11.4	11.8	35	2	100	12
4ETMA 118 430 S12 M16	M16~M23	2	4	2	7.4	11.4	11.8	43	2	100	12

내부 급유형 (With coolant)

4ETMA 047 140 S06 M6C	M6~M9	1	4	2	2.82	4.4	4.7	14	0.79	60	6
4ETMA 047 170 S06 M6C	M6~M9	1	4	2	2.82	4.4	4.7	17	0.79	60	6
4ETMA 061 180 S08 M8C	M8~M12	1.25	4	2	4	5.8	6.1	18	0.9	65	8
4ETMA 061 220 S08 M8C	M8~M12	1.25	4	2	4	5.8	6.1	22	0.9	65	8
4ETMA 078 230 S08 M10C	M10~M15	1.5	4	2	5.16	7.4	7.8	23	1.12	65	8
4ETMA 078 280 S08 M10C	M10~M15	1.5	4	2	5.16	7.4	7.8	28	1.12	65	8
4ETMA 090 260 S10 M12C	M12	1.75	4	2	6.2	8.6	9	26	1.2	80	10
4ETMA 090 330 S10 M12C	M12	1.75	4	2	6.2	8.6	9	33	1.2	80	10
4ETMA 118 350 S12 M16C	M16~M23	2	4	2	7.4	11.4	11.8	35	2	100	12
4ETMA 118 430 S12 M16C	M16~M23	2	4	2	7.4	11.4	11.8	43	2	100	12

THREAD MILL

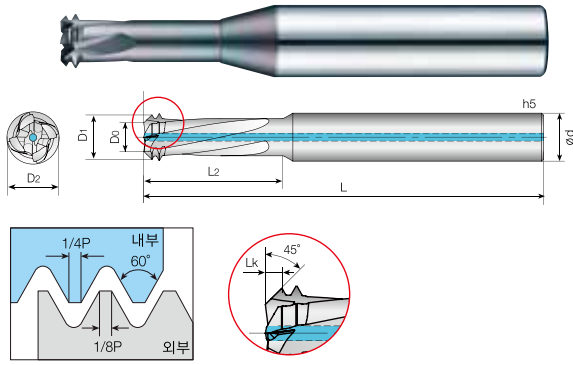
American UN

단위 Unit: mm

Order Number	피치규격 Thread			날수 Flutes Z	산수 Teeth Zt	날경 Diameter			유효장 Effective Length L2	길이 Lk	전장 Overall Length L	생크 Shank Dia d
	UNC	UNF	Pitch (TPI)			D0	D1	D2				
외부급유형 (Without coolant)												
4ETMA 021 072 S06	No.4, No.5		40	4	2	1	1.76	2.1	7.2	0.38	60	6
4ETMA 021 088 S06	No.4, No.5		40	4	2	1	1.76	2.1	8.8	0.38	60	6
4ETMA 026 086 S06	No.6, No.8		32	4	2	1.32	2.21	2.6	8.6	0.45	60	6
4ETMA 026 105 S06	No.6, No.8		32	4	2	1.32	2.21	2.6	10.5	0.45	60	6
4ETMA 030 100 S06	No.8	No.10	32	4	2	1.42	2.62	3	10	0.6	60	6
4ETMA 030 122 S06	No.8	No.10	32	4	2	1.42	2.62	3	12.2	0.6	60	6
4ETMA 035 114 S06	No.10, No.12		24	4	2	1.58	3.18	3.5	11.4	0.8	60	6
4ETMA 048 145 S06	1/4"		20	4	2	2.69	4.29	4.8	14.5	0.8	60	6
4ETMA 048 180 S06	1/4"		20	4	2	2.69	4.29	4.8	18	0.8	60	6
4ETMA 050 144 S06		1/4"	28	4	2	3.2	4.58	5	14.4	0.69	60	6
4ETMA 050 178 S06		1/4"	28	4	2	3.2	4.58	5	17.8	0.69	60	6

내부급유형 (With coolant)

4ETMA 048 145 S08C	1/4"		20	4	2	2.69	4.29	4.8	14.5	0.8	65	6
4ETMA 048 180 S08C	1/4"		20	4	2	2.69	4.29	4.8	18	0.8	65	6
4ETMA 050 144 S08C		1/4"	28	4	2	3.2	4.58	5	14.4	0.69	65	8
4ETMA 050 178 S08C		1/4"	28	4	2	3.2	4.58	5	17.8	0.69	65	8
4ETMA 065 176 S08C		5/16", 3/8"	24	4	2	4.34	6.02	6.5	17.6	0.85	65	8
4ETMA 065 218 S08C		5/16", 3/8"	24	4	2	4.34	6.02	6.5	21.8	0.85	65	8
4ETMA 067 260 S08C	3/8"		16	4	2	3.98	6.18	6.7	26	1.1	65	8



SUS, 티타늄 합금 가공

- 4ETMS 공구는 하나의 공구로 드릴, 나사 및 챔퍼 작업을 모두 수행합니다.
- 탭 가공을 위한 기초출 작업은 더 이상 필요하지 않습니다.
- 다기능 공구로 막힌구멍, 관통구멍, 경사진 곡면에서도 사용이 가능합니다.
- 원활한 칩 배출을 위해 2D이상의 기초출이 없는 경우 내부 급유형을 추천 합니다.
- 헬리코일 나사 가공이 가능합니다.
- 공구의 주축회전은 역방향(M4)이고, 진행방향은 정 방향으로 진행 됩니다.

Thread Mills for Stainless and Titanium alloys

- With one 4ETM tool, it's available for drilling, threading and chamfering all together.
- Pre-drilling for tapping is no longer needed.
- It can also be used on blocked holes, penetrating holes, and sloping curved surfaces as multi-function tool.
- If the diameter of hole is longer than 2D without pre-drilled hole, use the tool with coolant for the better chip emission.
- It can be used for heli coil threading.
- The main direction of tool rotation is left-handed (M4) and the direction of threading is right-handed.



519P

ISO 측정항목

단위 Unit: mm

Order Number	피치규격		날수 Flutes Z	산수 Teeth Zt	날경 Diameter			유효장 Effective Length L2	길이 Lk	전장 Overall Length L	샤희 Shank Dia d
	Thread	Pitch			D0	D1	D2				
4ETMS 024 070 S06 M3	M3	0.5	4	2	1.37	2.17	2.4	7	0.4	60	6
4ETMS 024 085 S06 M3	M3	0.5	4	2	1.37	2.17	2.4	8.5	0.4	60	6
4ETMS 032 092 S06 M4	M4	0.7	4	2	1.74	2.88	3.2	9.2	0.57	60	6
4ETMS 032 112 S06 M4	M4	0.7	4	2	1.74	2.88	3.2	11.2	0.57	60	6
4ETMS 039 115 S06 M5	M5	0.8	4	2	2.21	3.61	3.9	11.5	0.7	60	6
4ETMS 039 144 S06 M5	M5	0.8	4	2	2.21	3.61	3.9	14.4	0.7	60	6
4ETMS 047 140 S06 M6	M6 ~ M9	1	4	2	2.82	4.4	4.7	14	0.79	60	6
4ETMS 047 170 S06 M6	M6 ~ M9	1	4	2	2.82	4.4	4.7	17	0.79	60	6
4ETMS 061 180 S08 M8	M8 ~ M12	1.25	4	2	4	5.8	6.1	18	0.9	65	8
4ETMS 061 220 S08 M8	M8 ~ M12	1.25	4	2	4	5.8	6.1	22	0.9	65	8
4ETMS 078 230 S08 M10	M10 ~ M15	1.5	4	2	5.16	7.4	7.8	23	1.12	65	8
4ETMS 078 280 S08 M10	M10 ~ M15	1.5	4	2	5.16	7.4	7.8	28	1.12	65	8
4ETMS 090 260 S10 M12	M12	1.75	4	2	6.2	8.6	9	26	1.2	80	10
4ETMS 090 330 S10 M12	M12	1.75	4	2	6.2	8.6	9	33	1.2	80	10
4ETMS 118 350 S12 M16	M16 ~ M23	2	4	2	7.4	11.4	11.8	35	2	100	12
4ETMS 118 430 S12 M16	M16 ~ M23	2	4	2	7.4	11.4	11.8	43	2	100	12

외부 급유형 (Without coolant)

내부 급유형 (With coolant)

4ETMS 047 140 S06 M6C	M6~M9	1	4	2	2.82	4.4	4.7	14	0.79	60	6
4ETMS 047 170 S06 M6C	M6~M9	1	4	2	2.82	4.4	4.7	17	0.79	60	6
4ETMS 061 180 S08 M8C	M8~M12	1.25	4	2	4	5.8	6.1	18	0.9	65	8
4ETMS 061 220 S08 M8C	M8~M12	1.25	4	2	4	5.8	6.1	22	0.9	65	8
4ETMS 078 230 S08 M10C	M10~M15	1.5	4	2	5.16	7.4	7.8	23	1.12	65	8
4ETMS 078 280 S08 M10C	M10~M15	1.5	4	2	5.16	7.4	7.8	28	1.12	65	8
4ETMS 090 260 S10 M12C	M12	1.75	4	2	6.2	8.6	9	26	1.2	80	10
4ETMS 090 330 S10 M12C	M12	1.75	4	2	6.2	8.6	9	33	1.2	80	10
4ETMS 118 350 S12 M16C	M16~M23	2	4	2	7.4	11.4	11.8	35	2	100	12
4ETMS 118 430 S12 M16C	M16~M23	2	4	2	7.4	11.4	11.8	43	2	100	12

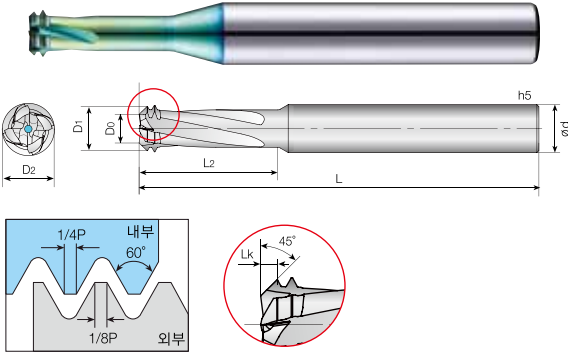
American UN

단위 Unit: mm

Order Number	피치규격 Thread			날수 Flutes Z	산수 Teeth Zt	날경 Diameter			유효장 Effective Length L2	길이 Lk	전장 Overall Length L	생크 Shank Dia d
	UNC	UNF	Pitch (TPI)			D0	D1	D2				
외부급유형 (Without coolant)												
4ETMS 021 072 S06	No.4, No.5		40	4	2	1	1.76	2.1	7.2	0.38	60	6
4ETMS 021 088 S06	No.4, No.5		40	4	2	1	1.76	2.1	8.8	0.38	60	6
4ETMS 026 086 S06	No.6, No.8		32	4	2	1.32	2.21	2.6	8.6	0.45	60	6
4ETMS 026 105 S06	No.6, No.8		32	4	2	1.32	2.21	2.6	10.5	0.45	60	6
4ETMS 030 100 S06	No.8	No.10	32	4	2	1.42	2.62	3	10	0.6	60	6
4ETMS 030 122 S06	No.8	No.10	32	4	2	1.42	2.62	3	12.2	0.6	60	6
4ETMS 035 114 S06	No.10, No.12		24	4	2	1.58	3.18	3.5	11.4	0.8	60	6
4ETMS 048 145 S06	1/4"		20	4	2	2.69	4.29	4.8	14.5	0.8	60	6
4ETMS 048 180 S06	1/4"		20	4	2	2.69	4.29	4.8	18	0.8	60	6
4ETMS 050 144 S06		1/4"	28	4	2	3.2	4.58	5	14.4	0.69	60	6
4ETMS 050 178 S06		1/4"	28	4	2	3.2	4.58	5	17.8	0.69	60	6

내부급유형 (With coolant)

4ETMS 048 145 S08C	1/4"		20	4	2	2.69	4.29	4.8	14.5	0.8	65	6
4ETMS 048 180 S08C	1/4"		20	4	2	2.69	4.29	4.8	18	0.8	65	6
4ETMS 050 144 S08C		1/4"	28	4	2	3.2	4.58	5	14.4	0.69	65	8
4ETMS 050 178 S08C		1/4"	28	4	2	3.2	4.58	5	17.8	0.69	65	8
4ETMS 065 176 S08C		5/16", 3/8"	24	4	2	4.34	6.02	6.5	17.6	0.85	65	8
4ETMS 065 218 S08C		5/16", 3/8"	24	4	2	4.34	6.02	6.5	21.8	0.85	65	8
4ETMS 067 260 S08C	3/8"		16	4	2	3.98	6.18	6.7	26	1.1	65	8



- HRC 40이하의 고경도강, 프리하든강, 합금강, 탄소강, 주철가공
- 4ETMR 공구는 하나의 공구로 드릴, 나사 및 챔퍼 작업 모두 수행합니다.
- 조각기용으로 공구의 주축회전과 진행방향 모두 정방향(M3)으로 진행 됩니다.
- 탭 가공을 위한 기초 홀 작업은 더 이상 필요하지 않습니다.
- 다기능 공구로 막힌구멍, 관통구멍, 경사진 곡면에서도 사용이 가능합니다.
- 헬리코일 나사 가공이 가능합니다.

- Thread mills for Hardened steels (up to HRC 40), pre-hardened steels, alloy steels, carbon steels, cast irons
- With one 4ETMR tool, it's available for drilling, threading, and chamfering all together.
- For engraving purpose, the main direction of tool rotation and the direction of threading are right-handed (M3).
- Pre-drilling for tapping is no longer needed.
- It can also be used on blocked holes, penetrating holes, and sloping curved surfaces as multi-function tool.
- It can be used for heli coil threading.



519P

ISO 측정항목

단위 Unit: mm

Order Number	피치규격		날수 Flutes Z	산수 Teeth Zt	날경 Diameter			유효장 Effective Length L2	길이 Lk	전장 Overall Length L	생크 Shank Dia d
	Thread	Pitch			D0	D1	D2				
4ETMR 024 070 S06 M3	M3	0.5	4	2	1.37	2.17	2.4	7	0.4	60	6
4ETMR 032 092 S06 M4	M4	0.7	4	2	1.74	2.88	3.2	9.2	0.57	60	6
4ETMR 039 115 S06 M5	M5	0.8	4	2	2.21	3.61	3.9	11.5	0.7	60	6
4ETMR 047 140 S06 M6	M6 ~ M9	1	4	2	2.82	4.4	4.7	14	0.79	60	6
4ETMR 061 180 S08 M8	M8 ~ M12	1.25	4	2	4	5.8	6.1	18	0.9	65	8
4ETMR 078 230 S08 M10	M10 ~ M15	1.5	4	2	5.16	7.4	7.8	23	1.12	65	8
4ETMR 090 260 S10 M12	M12	1.75	4	2	6.2	8.6	9	26	1.2	80	10
4ETMR 118 350 S12 M16	M16 ~ M23	2	4	2	7.4	11.4	11.8	35	2	100	12

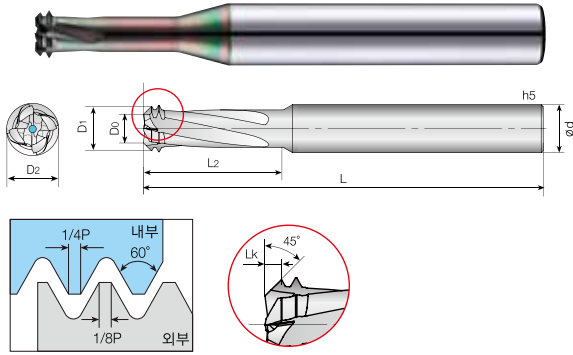
외부 급유형 (Without coolant)

THREAD MILL

4ETMRA

Multi-functional Engraving Thread Mills for Aluminum (R Rotation)

알루미늄 전용 다기능 조각기용 쓰레드밀 (정회전)



- 알루미늄, 알루미늄 합금 등 비철 비금속 가공
- 4ETMRA 공구는 하나의 공구로 드릴, 나사 및 챔퍼 작업 모두 수행합니다.
- 조각기용으로 공구의 주축회전과 진행방향 모두 정방향(M3)으로 진행 됩니다.
- 탭 가공을 위한 기초 홀 작업은 더 이상 필요하지 않습니다.
- 다기능 공구로 막힌구멍, 관통구멍, 경사진 곡면에서도 사용이 가능합니다.
- 헬리코일 나사 가공이 가능합니다.

- **Thread mills for Aluminum, Aluminum alloys, non-ferrous, and non-metallic materials**
- With one 4ETMRA tool, it's available for drilling, threading, and chamfering all together.
- For engraving purpose, the main direction of tool rotation and the direction of threading are right-handed (M3).
- Pre-drilling for tapping is no longer needed.
- It can also be used on blocked holes, penetrating holes, and sloping curved surfaces as multi-function tool.
- It can be used for heli coil threading.



ISO 측정항목

519P

단위 Unit: mm

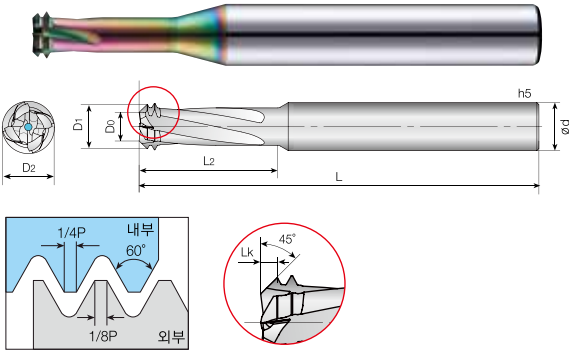
Order Number	피치규격		날수 Flutes Z	산수 Teeth Zt	날경 Diameter			유효장 Effective Length L2	길이 Lk	전장 Overall Length L	샤텍 Shank Dia d
	Thread	Pitch			D0	D1	D2				
외부 급유형 (Without coolant)											
4ETMRA 0105 033 S04 M014	M1.4	0.3	4	2	0.61	0.95	1.05	3.3	0.17	45	4
4ETMRA 012 037 S04 M016	M1.6~M1.8	0.35	4	2	0.65	1.04	1.2	3.7	0.195	45	4
4ETMRA 0155 045 S04 M2	M2	0.4	4	2	0.94	1.4	1.55	4.5	0.23	45	4
4ETMRA 020 055 S04 M025	M2.5~M2.6	0.45	4	2	1.16	1.85	2	5.5	0.345	45	4
4ETMRA 024 070 S06 M3	M3	0.5	4	2	1.37	2.17	2.4	7	0.4	60	6
4ETMRA 032 092 S06 M4	M4	0.7	4	2	1.74	2.88	3.2	9.2	0.57	60	6
4ETMRA 039 115 S06 M5	M5	0.8	4	2	2.21	3.61	3.9	11.5	0.7	60	6
4ETMRA 047 140 S06 M6	M6 ~ M9	1	4	2	2.82	4.4	4.7	14	0.79	60	6
4ETMRA 061 180 S08 M8	M8 ~ M12	1.25	4	2	4	5.8	6.1	18	0.9	65	8
4ETMRA 078 230 S08 M10	M10 ~ M15	1.5	4	2	5.16	7.4	7.8	23	1.12	65	8
4ETMRA 090 260 S10 M12	M12	1.75	4	2	6.2	8.6	9	26	1.2	80	10
4ETMRA 118 350 S12 M16	M16 ~ M23	2	4	2	7.4	11.4	11.8	35	2	100	12

THREAD MILL

4ETMRS

Multi-functional Engraving/Router Thread Mills for SUS (R Rotation)

SUS용 다기능 조각기용 쓰레드밀 (정회전)



• SUS, 티타늄합금 가공

- 4ETMRS 공구는 하나의 공구로 드릴, 나사 및 챔퍼 작업 모두 수행합니다.
- 조각기용으로 공구의 주축회전과 진행방향 모두 정 방향(M3)으로 진행 됩니다.
- 탭 가공을 위한 기초 홀 작업은 더 이상 필요하지 않습니다.
- 다기능 공구로 막힌구멍, 관통구멍, 경사진 곡면에서도 사용이 가능합니다.
- 헬리코일 나사 가공이 가능합니다.

• Thread Mills for Stainless and Titanium alloys

- With one 4ETMRS tool, it's available for drilling, threading, and chamfering all together.
- For engraving purpose, the main direction of tool rotation and the direction of threading are right-handed (M3).
- Pre-drilling for tapping is no longer needed.
- It can also be used on blocked holes, penetrating holes, and sloping curved surfaces as multi-function tool.
- It can be used for heli coil threading.



519P

ISO 측정항목

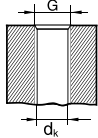
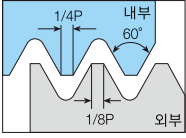
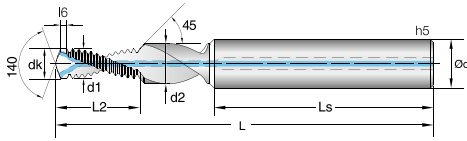
단위 Unit: mm

Order Number	피치규격		날수 Flutes Z	산수 Teeth Zt	날경 Diameter			유효장 Effective Length L2	길이 Lk	전장 Overall Length L	생크 Shank Dia d
	Thread	Pitch			D0	D1	D2				
4ETMRS 024 070 S06 M3	M3	0.5	4	2	1.37	2.17	2.4	7	0.4	60	6
4ETMRS 032 092 S06 M4	M4	0.7	4	2	1.74	2.88	3.2	9.2	0.57	60	6
4ETMRS 039 115 S06 M5	M5	0.8	4	2	2.21	3.61	3.9	11.5	0.7	60	6
4ETMRS 047 140 S06 M6	M6 ~ M9	1	4	2	2.82	4.4	4.7	14	0.79	60	6
4ETMRS 061 180 S08 M8	M8 ~ M12	1.25	4	2	4	5.8	6.1	18	0.9	65	8
4ETMRS 078 230 S08 M10	M10 ~ M15	1.5	4	2	5.16	7.4	7.8	23	1.12	65	8
4ETMRS 090 260 S10 M12	M12	1.75	4	2	6.2	8.6	9	26	1.2	80	10
4ETMRS 118 350 S12 M16	M16 ~ M23	2	4	2	7.4	11.4	11.8	35	2	100	12
외부 급유형 (Without coolant)											

THREAD MILL

2DTM 2 Flutes Multi-functional Thread Mills for Non-ferrous Metal

2날 비철금속 전용 다기능 쓰레드밀



ISO 측정항목

단위 Unit: mm

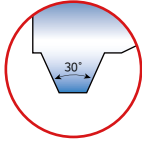
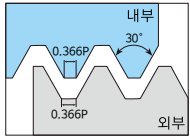
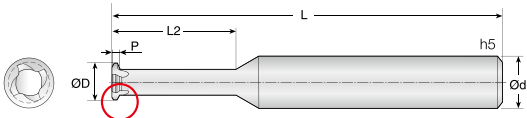
Order Number		피치규격		드릴직경	외경	목부직경	유효장	생크길이	드릴길이	전장	생크
비코팅 Un coated	코팅 Coated	Thread	Pitch	Drill Dia dk	Cutter Dia d1	Max C sink d2	Effective Length L2	Shank Length Ls	Drill Length l6	Overall Length L	Shank Dia d

외부 급유형 (Without coolant)

2DTM 011 0276 M014	2DTMC 011 0276 M014	M1.4	0.3	1.1	1.05	1.55	2.76	33	0.2	45	4
2DTM 011 0367 M014	2DTMC 011 0367 M014	M1.4	0.3	1.1	1.05	1.55	3.67	33	0.2	45	4
2DTM 0125 032 M016	2DTMC 0125 032 M016	M1.6	0.35	1.25	1.2	1.75	3.2	33	0.25	45	4
2DTM 0125 0425 M016	2DTMC 0125 0425 M016	M1.6	0.35	1.25	1.2	1.75	4.25	33	0.25	45	4
2DTM 0145 0358 M018	2DTMC 0145 0358 M018	M1.8	0.35	1.45	1.4	2	3.58	33	0.25	45	4
2DTM 0145 0463 M018	2DTMC 0145 0463 M018	M1.8	0.35	1.45	1.4	2	4.63	33	0.25	45	4
2DTM 016 0448 M2	2DTMC 016 0448 M2	M2	0.4	1.6	1.55	2.25	4.48	32	0.3	45	4
2DTM 016 0568 M2	2DTMC 016 0568 M2	M2	0.4	1.6	1.55	2.25	5.68	32	0.3	45	4
2DTM 0205 0554 M025	2DTMC 0205 0554 M025	M2.5	0.45	2.05	2	2.85	5.54	30.5	0.35	45	4
2DTM 0205 0689 M025	2DTMC 0205 0689 M025	M2.5	0.45	2.05	2	2.85	6.89	30.5	0.35	45	4
2DTM 0215 0554 M026	2DTMC 0215 0554 M026	M2.6	0.45	2.15	2.1	2.95	5.54	30.5	0.35	45	4
2DTM 0215 0691 M026	2DTMC 0215 0691 M026	M2.6	0.45	2.15	2.1	2.95	6.91	30.5	0.35	45	4
2DTM 025 067 S06 M3	2DTMC 025 067 S06 M3	M3	0.5	2.5	2.45	3.4	6.7	36	0.4	50	6
2DTM 025 082 S06 M3	2DTMC 025 082 S06 M3	M3	0.5	2.5	2.45	3.4	8.2	36	0.4	50	6
2DTM 033 087 S06 M4	2DTMC 033 087 S06 M4	M4	0.7	3.3	3.25	4.5	8.7	36	0.6	50	6
2DTM 033 108 S06 M4	2DTMC 033 108 S06 M4	M4	0.7	3.3	3.25	4.5	10.8	36	0.6	50	6
2DTM 042 109 S06 M5	2DTMC 042 109 S06 M5	M5	0.8	4.2	4	5.5	10.9	36	0.7	55	6
2DTM 042 133 S06 M5	2DTMC 042 133 S06 M5	M5	0.8	4.2	4	5.5	13.3	36	0.7	55	6
2DTM 050 137 S08 M6	2DTMC 050 137 S08 M6	M6	1	5	4.75	6.6	13.7	36	1	60	8
2DTM 050 167 S08 M6	2DTMC 050 167 S08 M6	M6	1	5	4.75	6.6	16.7	36	1	60	8
2DTM 068 184 S10 M8	2DTMC 068 184 S10 M8	M8	1.25	6.8	6.35	9	18.4	40	1.2	75	10
2DTM 068 221 S10 M8	2DTMC 068 221 S10 M8	M8	1.25	6.8	6.35	9	22.1	40	1.2	75	10
2DTM 085 222 S12 M10	2DTMC 085 222 S12 M10	M10	1.5	8.5	7.95	11	22.2	45	1.5	80	12
2DTM 085 267 S12 M10	2DTMC 085 267 S12 M10	M10	1.5	8.5	7.95	11	26.7	45	1.5	80	12
2DTM 102 255 S14 M12	2DTMC 102 255 S14 M12	M12	1.75	10.2	9.95	13.5	25.5	45	1.5	90	14
2DTM 102 308 S14 M12	2DTMC 102 308 S14 M12	M12	1.75	10.2	9.95	13.5	30.8	45	1.5	90	14
2DTM 120 312 S16 M14	2DTMC 120 312 S16 M14	M14	2	12	11.2	15.5	31.2	48	1.5	100	16
2DTM 120 392 S16 M14	2DTMC 120 392 S16 M14	M14	2	12	11.2	15.5	39.2	48	1.5	100	16
2DTM 140 355 S18 M16	2DTMC 140 355 S18 M16	M16	2	14	13.2	17.5	35.5	48	1.5	100	18
2DTM 140 435 S18 M16	2DTMC 140 435 S18 M16	M16	2	14	13.2	17.5	43.5	55.7	1.5	115	18

내부 급유형 (With coolant)

2DTM 042 109 S06 M5C	2DTMC 042 109 S06 M5C	M5	0.8	4.2	4	5.5	10.9	36	0.7	55	6
2DTM 042 133 S06 M5C	2DTMC 042 133 S06 M5C	M5	0.8	4.2	4	5.5	13.3	36	0.7	55	6
2DTM 050 137 S08 M6C	2DTMC 050 137 S08 M6C	M6	1	5	4.75	6.6	13.7	36	1	60	8
2DTM 050 167 S08 M6C	2DTMC 050 167 S08 M6C	M6	1	5	4.75	6.6	16.7	36	1	60	8
2DTM 068 184 S10 M8C	2DTMC 068 184 S10 M8C	M8	1.25	6.8	6.35	9	18.4	40	1.2	75	10
2DTM 068 221 S10 M8C	2DTMC 068 221 S10 M8C	M8	1.25	6.8	6.35	9	22.1	40	1.2	75	10
2DTM 085 222 S12 M10C	2DTMC 085 222 S12 M10C	M10	1.5	8.5	7.95	11	22.2	45	1.5	80	12
2DTM 085 267 S12 M10C	2DTMC 085 267 S12 M10C	M10	1.5	8.5	7.95	11	26.7	45	1.5	80	12
2DTM 102 255 S14 M12C	2DTMC 102 255 S14 M12C	M12	1.75	10.2	9.95	13.5	25.5	45	1.5	90	14
2DTM 102 308 S14 M12C	2DTMC 102 308 S14 M12C	M12	1.75	10.2	9.95	13.5	30.8	45	1.5	90	14
2DTM 120 312 S16 M14C	2DTMC 120 312 S16 M14C	M14	2	12	11.2	15.5	31.2	48	1.5	100	16
2DTM 120 392 S16 M14C	2DTMC 120 392 S16 M14C	M14	2	12	11.2	15.5	39.2	48	1.5	100	16
2DTM 140 355 S18 M16C	2DTMC 140 355 S18 M16C	M16	2	14	13.2	17.5	35.5	48	1.5	100	18
2DTM 140 435 S18 M16C	2DTMC 140 435 S18 M16C	M16	2	14	13.2	17.5	43.5	55.7	1.5	115	18



나사산 확대

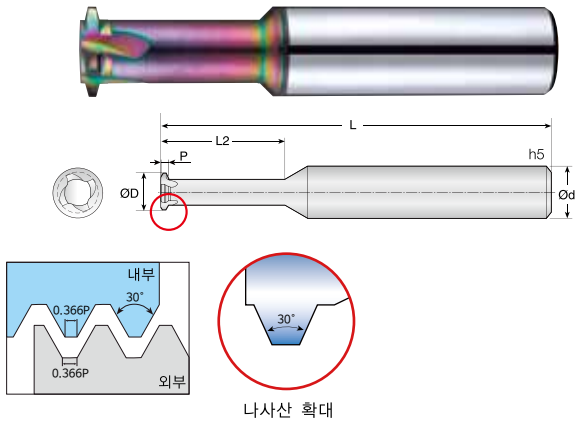


519P

ISO 측정항목

단위 Unit: mm

Order Number	나사가능규격 Thread	피치규격 Pitch	날수 Flutes Z	산수 Teeth Zt	날경 Diameter D1	유효장 Effective Length L2	전장 Overall Length L	샹크 Shank Dia d
외부금유형 (Without coolant)								
4TRTM 055 135 S06	Tr8, Tr9	1.5	4	1	5.5	13.5	60	6
4TRTM 066 210 S08	Tr10, Tr11	2	4	1	6.6	21	65	8
4TRTM 070 250 S08	Tr12	3	4	1	7	25	65	8
4TRTM 086 250 S10	Tr12, Tr14	2	4	1	8.6	25	75	10
4TRTM 089 290 S10	Tr14, Tr22	3	4	1	8.9	29	75	10
4TRTM 092 330 S10	Tr16, Tr18, Tr20	4	4	1	9.2	33	75	10
4TRTM 135 450 S14	Tr22, Tr24, Tr26	5	4	1	13.5	45	105	14



- SUS, 티타늄합금 가공
 - 동력 전달용 미터계 30° 사다리꼴 나사 가공 전용
 - 소구경 크기의 깊은홀의 나사가공에 사용할 수 있습니다.
 - 프로파일에 따라 나사산 깊이는 최대가 될 수 있습니다.
 - 하나의 나사산으로 구성되어 다양한 PITCH의 나사 가공이 가능합니다.
 - 다양한 피삭재의 하나의 나사산으로 여러번의 절삭이 가능하여 안정적입니다.
- Thread mills for SUS and Titanium alloys
 - For power transmission meter 30° trapezoidal thread milling.
 - It can be used for threading deep holes the size of a small diameter.
 - Depending on the profile, thread depth can be maximum
 - Composed of a single thread, it performs various pitch thread milling.
 - Available for multiple milling of various materials with one thread ensuring stability



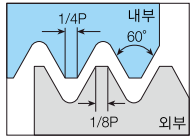
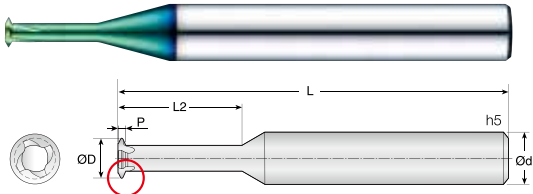
ISO 측정항목

519P

단위 Unit: mm

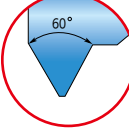
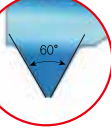
Order Number	나사가능규격 Thread	피치규격 Pitch	날수 Flutes Z	산수 Teeth Zt	날경 Diameter D1	유효장 Effective Length L2	전장 Overall Length L	생크 Shank Dia d
4TRTMS 055 135 S06	Tr8, Tr9	1.5	4	1	5.5	13.5	60	6
4TRTMS 066 210 S08	Tr10, Tr11	2	4	1	6.6	21	65	8
4TRTMS 070 250 S08	Tr12	3	4	1	7	25	65	8
4TRTMS 086 250 S10	Tr12, Tr14	2	4	1	8.6	25	75	10
4TRTMS 089 290 S10	Tr14, Tr22	3	4	1	8.9	29	75	10
4TRTMS 092 330 S10	Tr16, Tr18, Tr20	4	4	1	9.2	33	75	10
4TRTMS 135 450 S14	Tr22, Tr24, Tr26	5	4	1	13.5	45	105	14

외부급유형 (Without coolant)



A Type

B Type



나사산 확대



520P

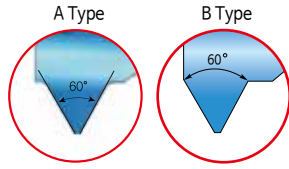
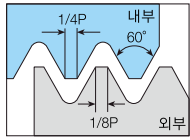
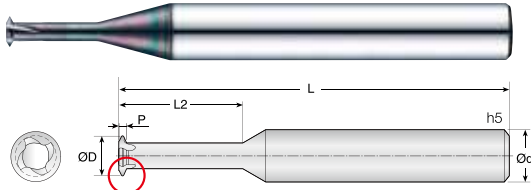
ISO 측정항목 / American UN

단위 Unit: mm


Order Number	미터나사 (Metric screw)		유니파이 나사 (Unified screw)			날수 (Flutes) Z	타입 (Type)	날경 (Diameter) D	유효장 (Effective Length) L2	전장 (Overall Length) L	샙크 (Shank Dia) d
	일반 나사 (M Coarse)	가는 나사 (M Fine)	UNC	UNF	UNS						
4MTM 0072 036 S03	M1 x 0.25					4	A	0.72	3.6	45	3
4MTM 009 043 S03	M1.2 x 0.25	M1.4 x 0.25 M1.6 x 0.25				4	A	0.9	4.3	45	3
4MTM 0105 050 S03	M1.4 x 0.3					4	A	1.05	5	45	3
4MTM 0115 031 S03	M1.6 x 0.35	M1.6 x 0.25 M1.8 x 0.25 M2 x 0.25		0-80		4	B	1.15	3.1	45	3
4MTM 012 057 S03	M1.6 x 0.35	M2 x 0.35 M2.2 x 0.35				4	A	1.2	5.7	45	3
4MTM 014 037 S03	M2 x 0.4 M2.2 x 0.45	M2 x 0.35 M2.2 x 0.35	1-64 2-56	1-72 2-64		4	B	1.4	3.7	45	3
4MTM 0155 071 S03	M2 x 0.4					4	A	1.55	7.1	45	3
4MTM 019 052 S03	M2.5 x 0.45	M2.5 x 0.35 M3 x 0.35	3-48 4-40	3-56 4-48		4	B	1.9	5.2	45	3
4MTM 020 090 S03	M2.5 x 0.45	M2.6 x 0.45				4	A	2	9	45	3
4MTM 0237 0106 S03	M3 x 0.5	M3.5 x 0.5 M4 x 0.5				4	A	2.37	10.6	45	3
4MTM 0245 070 S03	M3 x 0.5 M3.5 x 0.6	M3.5 x 0.5	5-40 6-32	5-44 6-40		4	B	2.45	7	45	3
4MTM 032 095 S06	M4 x 0.7 M4.5 x 0.75	M4 x 0.5	8-32 10-24	8-36 10-32	10-28	4	B	3.2	9.5	60	6
4MTM 040 125 S06	M5 x 0.8 M6 x 1	M5 x 0.5 M5.5 x 0.5 M5 x 0.75	12-24	12-28	10-36 10-40 10-48	4	B	4	12.5	60	6
4MTM 065 166 S08	M8 x 1.25	M10 x 1.25 M12 x 1.25 M14 x 1.25				4	B	6.5	16.6	60	8
4MTM 082 208 S10	M10 x 1.5	M12 x 1.5 M14 x 1.5 M16 x 1.5				4	B	8.2	20.8	70	10
4MTM 099 250 S10	M12 x 1.75	M14 x 1.75 M16 x 1.75 M18 x 1.75				4	B	9.9	25	70	10

외부 급유형 (Without coolant)

4날 알루미늄 전용 다기능 쓰레드밀 (1나사산)



나사산 확대



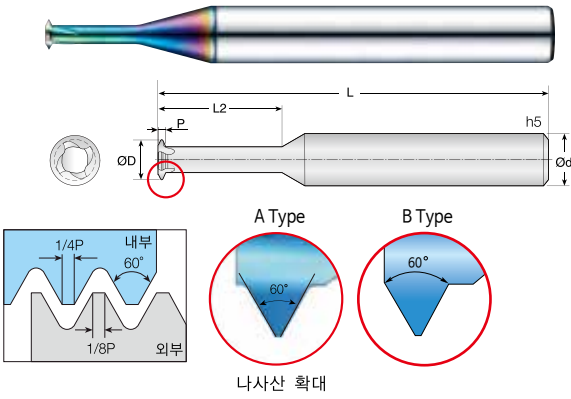
520P

ISO 측정항목 / American UN

단위 Unit: mm

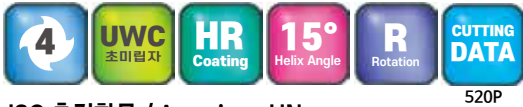
Order Number	미터나사 (Metric screw)		유니파이나사 (Unified screw)			날수 (Flutes) Z	타입 (Type)	날경 (Diameter) D	유효장 (Effective Length) L2	전장 (Overall Length) L	샙크 (Shank Dia) d
	일반 나사 (M Coarse)	가는 나사 (M Fine)	UNC	UNF	UNS						
4MTMA 0072 036 S03	M1 x 0.25					4	A	0.72	3.6	45	3
4MTMA 009 043 S03	M1.2 x 0.25	M1.4 x 0.25 M1.6 x 0.25				4	A	0.9	4.3	45	3
4MTMA 0105 050 S03	M1.4 x 0.3					4	A	1.05	5	45	3
4MTMA 0115 031 S03	M1.6 x 0.35	M1.6 x 0.25 M1.8 x 0.25 M2 x 0.25			0-80	4	B	1.15	3.1	45	3
4MTMA 012 057 S03	M1.6 x 0.35	M2 x 0.35 M2.2 x 0.35				4	A	1.2	5.7	45	3
4MTMA 014 037 S03	M2 x 0.4	M2 x 0.35	1-64	1-72		4	B	1.4	3.7	45	3
4MTMA 0155 071 S03	M2 x 0.4	M2.2 x 0.35	2-56	2-64		4	A	1.55	7.1	45	3
4MTMA 019 052 S03	M2.5 x 0.45	M2.5 x 0.35 M3 x 0.35	3-48	3-56		4	B	1.9	5.2	45	3
4MTMA 020 090 S03	M2.5 x 0.45	M2.6 x 0.45	4-40	4-48		4	A	2	9	45	3
4MTMA 0237 0106 S03	M3 x 0.5	M3.5 x 0.5 M4 x 0.5				4	A	2.37	10.6	45	3
4MTMA 0245 070 S03	M3 x 0.5	M3.5 x 0.5	5-40	5-44		4	B	2.45	7	45	3
4MTMA 032 095 S06	M3.5 x 0.6	M4 x 0.5	6-32	6-40		4	B	2.45	7	45	3
4MTMA 040 125 S06	M4 x 0.7	M4 x 0.5	8-32	8-36	10-28	4	B	3.2	9.5	60	6
4MTMA 040 125 S06	M4.5 x 0.75	M4 x 0.5	10-24	10-32		4	B	3.2	9.5	60	6
4MTMA 040 125 S06	M5 x 0.8	M5 x 0.5 M5.5 x 0.5 M5 x 0.75	12-24	12-28	10-36 10-40 10-48	4	B	4	12.5	60	6
4MTMA 065 166 S08	M6 x 1	M10 x 1.25 M12 x 1.25 M14 x 1.25				4	B	6.5	16.6	60	8
4MTMA 082 208 S10	M8 x 1.25	M12 x 1.5 M14 x 1.5 M16 x 1.5				4	B	8.2	20.8	70	10
4MTMA 099 250 S10	M10 x 1.5	M14 x 1.75 M16 x 1.75 M18 x 1.75				4	B	9.9	25	70	10
4MTMA 099 250 S10	M12 x 1.75	M14 x 1.75 M16 x 1.75 M18 x 1.75				4	B	9.9	25	70	10

외부 급유형 (Without coolant)



- SUS, 티타늄합금 가공
- 60° 미터나사 / 관용나사 / 유니파이 나사가공 전용
- 소구경 크기의 깊은홀의 나사가공에 사용할 수 있습니다.
- 프로파일에 따라 나사산 깊이는 최대가 될 수 있습니다.
- 하나의 나사산으로 구성되어 다양한 PITCH와 테이퍼 나사가공이 가능합니다.
- 오른나사와 왼나사 작업이 모두 가능합니다.
- 헬리코일 나사 가공이 가능합니다.

- Thread Mills for SUS, Titanium alloy
- Specifically designed for 60° metric threads, NPT threads, and UN threads.
- Suitable for threading deep holes with small diameters.
- Maximum thread depth can be achieved based on the profile.
- Configured with a single tap, allowing for various PITCH and taper threading operations.
- Suitable for both right-hand and left-hand threading.
- It can be used for heli coil threading.



ISO 측정항목 / American UN

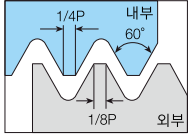
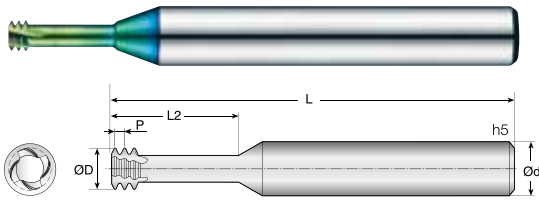
단위 Unit: mm

Order Number	미터나사 (Metric screw)		유니파이 나사 (Unified screw)			날수 (Flutes) Z	타입 (Type)	날경 (Diameter) D	유효장 (Effective Length) L2	전장 (Overall Length) L	샙크 (Shank Dia) d
	일반 나사 (M Coarse)	가는 나사 (M Fine)	UNC	UNF	UNS						
4MTMS 0072 036 S03	M1 x 0.25					4	A	0.72	3.6	45	3
4MTMS 009 043 S03	M1.2 x 0.25	M1.4 x 0.25 M1.6 x 0.25				4	A	0.9	4.3	45	3
4MTMS 0105 050 S03	M1.4 x 0.3					4	A	1.05	5	45	3
4MTMS 0115 031 S03	M1.6 x 0.35	M1.6 x 0.25 M1.8 x 0.25 M2 x 0.25		0-80		4	B	1.15	3.1	45	3
4MTMS 012 057 S03	M1.6 x 0.35	M2 x 0.35 M2.2 x 0.35				4	A	1.2	5.7	45	3
4MTMS 014 037 S03	M2 x 0.4 M2.2 x 0.45	M2 x 0.35 M2.2 x 0.35	1-64 2-56	1-72 2-64		4	B	1.4	3.7	45	3
4MTMS 0155 071 S03	M2 x 0.4					4	A	1.55	7.1	45	3
4MTMS 019 052 S03	M2.5 x 0.45	M2.5 x 0.35 M3 x 0.35	3-48 4-40	3-56 4-48		4	B	1.9	5.2	45	3
4MTMS 020 090 S03	M2.5 x 0.45	M2.6 x 0.45				4	A	2	9	45	3
4MTMS 0237 0106 S03	M3 x 0.5	M3.5 x 0.5 M4 x 0.5				4	A	2.37	10.6	45	3
4MTMS 0245 070 S03	M3 x 0.5 M3.5 x 0.6	M3.5 x 0.5	5-40 6-32	5-44 6-40		4	B	2.45	7	45	3
4MTMS 032 095 S06	M4 x 0.7 M4.5 x 0.75	M4 x 0.5	8-32 10-24	8-36 10-32	10-28	4	B	3.2	9.5	60	6
4MTMS 040 125 S06	M5 x 0.8 M6 x 1	M5 x 0.5 M5.5 x 0.5 M5 x 0.75	12-24	12-28	10-36 10-40 10-48	4	B	4	12.5	60	6
4MTMS 065 166 S08	M8 x 1.25	M10 x 1.25 M12 x 1.25 M14 x 1.25				4	B	6.5	16.6	60	8
4MTMS 082 208 S10	M10 x 1.5	M12 x 1.5 M14 x 1.5 M16 x 1.5				4	B	8.2	20.8	70	10
4MTMS 099 250 S10	M12 x 1.75	M14 x 1.75 M16 x 1.75 M18 x 1.75				4	B	9.9	25	70	10

외부 급유형 (Without coolant)

4STM 4 Flutes Short Flute Thread Mills for Multi Purpose

4날 범용 짧은 날 쓰레드밀



- HRC 58이하의 열처리강, 프리하든강, 합금강, 탄소강, 주철 가공
- 경화강 내 나사 가공을 위한 견고하고 강력한 날 디자인.
- 향상된 절삭 및 칩제거를 통해 공구 성능을 향상 시킵니다.
- 팁 형상은 절삭 저항을 줄이고 공구 구부림을 억제합니다.
- 헬리코일 나사 가공이 가능합니다.
- 오른나사 및 왼나사 작업이 모두 가능합니다.

Thread mills for Hardened steels (up to HRC 58), pre-hardened steels, alloy steels, carbon steels, cast irons

- Powerful flute design applied for hardened steel.
- Improved cutting and chip removal reduce the risk of tool breaking in holes.
- The tip shape reduces cutting resistance and tool bend.
- It can be used for heli coil threading.
- It can be used for both right and left-handed threading.



521P

ISO 측정항목

단위 Unit: mm

Order Number	피치규격		날수 Flutes Z	산수 Teeth Zt	날경 Diameter D	유효장 Effective Length L2	전장 Overall Length L	샙크 Shank Dia d
	Thread	Pitch						

외부급유형 (Without coolant)

4STM 0072 020 S04 M1	M1	0.25	4	3	0.72	2	45	4
4STM 0072 025 S04 M1	M1	0.25	4	3	0.72	2.5	45	4
4STM 009 024 S04 M012	M1.2	0.25	4	3	0.9	2.4	45	4
4STM 009 030 S04 M012	M1.2	0.25	4	3	0.9	3	45	4
4STM 0095 028 S06 M014	M1.4	0.3	4	3	0.95	2.8	50	6
4STM 0095 035 S06 M014	M1.4	0.3	4	3	0.95	3.5	50	6
4STM 011 032 S06 M016	M1.6 ~ 1.8	0.35	4	3	1.1	3.2	50	6
4STM 011 040 S06 M016	M1.6 ~ 1.8	0.35	4	3	1.1	4	50	6
4STM 012 050 S03 M016	M1.6 ~ 1.8	0.35	4	3	1.2	5	40	3
4STM 014 040 S06 M2	M2	0.4	4	3	1.4	4	50	6
4STM 014 050 S06 M2	M2	0.4	4	3	1.4	5	50	6
4STM 0155 062 S03 M2	M2	0.4	4	3	1.55	6.2	40	3
4STM 0155 062 S06 M2	M2	0.4	4	3	1.55	6.2	60	6
4STM 016 044 S06 M022	M2.2	0.45	4	3	1.6	4.4	50	6
4STM 016 055 S06 M022	M2.2	0.45	4	3	1.6	5.5	50	6
4STM 018 050 S06 M025	M2.5	0.45	4	3	1.8	5	50	6
4STM 018 0625 S06 M025	M2.5	0.45	4	3	1.8	6.25	50	6
4STM 0195 077 S03 M025	M2.5	0.45	4	3	1.95	7.7	40	3
4STM 0195 077 S06 M025	M2.5	0.45	4	3	1.95	7.7	60	6
4STM 024 060 S06 M3	M3	0.5	4	3	2.4	6	50	6
4STM 024 075 S06 M3	M3	0.5	4	3	2.4	7.5	50	6
4STM 024 092 S03 M3	M3	0.5	4	3	2.4	9.2	40	3
4STM 024 092 S06 M3	M3	0.5	4	3	2.4	9.2	60	6
4STM 0275 108 S06 M035	M3.5	0.6	4	3	2.75	10.8	60	6
4STM 031 080 S06 M4	M4	0.7	4	3	3.1	8	50	6
4STM 031 100 S06 M4	M4	0.7	4	3	3.1	10	50	6
4STM 0315 123 S06 M4	M4	0.7	4	3	3.15	12.3	60	6
4STM 038 100 S06 M5	M5	0.8	4	3	3.8	10	50	6
4STM 038 125 S06 M5	M5	0.8	4	3	3.8	12.5	50	6
4STM 0405 154 S06 M5	M5	0.8	4	3	4.05	15.4	60	6
4STM 046 120 S06 M6	M6	1	4	3	4.6	12	50	6
4STM 046 150 S06 M6	M6	1	4	3	4.6	15	50	6
4STM 048 185 S06 M6	M6	1	4	3	4.8	18.5	60	6
4STM 062 160 S10 M8	M8	1.25	4	3	6.2	16	70	10
4STM 062 200 S10 M8	M8	1.25	4	3	6.2	20	70	10
4STM 065 246 S08 M8	M8	1.25	4	3	6.5	24.6	65	8
4STM 075 200 S10 M10	M10	1.5	4	3	7.5	20	70	10
4STM 075 250 S10 M10	M10	1.5	4	3	7.5	25	70	10
4STM 082 308 S10 M10	M10	1.5	4	3	8.2	30.8	80	10
4STM 090 240 S10 M12	M12	1.75	4	3	9	24	80	10
4STM 090 300 S10 M12	M12	1.75	4	3	9	30	80	10
4STM 099 370 S10 M12	M12	1.75	4	3	9.9	37	85	10
4STM 115 320 S12 M16	M16	2	4	3	11.5	32	100	12
4STM 115 400 S12 M16	M16	2	4	3	11.5	40	100	12
4STM 119 490 S12 M16	M16	2	4	3	11.9	49	95	12

ISO 측정항목

단위 Unit: mm

Order Number	피치규격		날수 Flutes Z	산수 Teeth Zt	날경 Diameter D	유효장 Effective Length L2	전장 Overall Length L	생크 Shank Dia d
	Thread	Pitch						
외부 급유형 (Without coolant)								
4STM 140 360 S16 M18	M18	2.5	4	3	14	36	135	16
4STM 140 450 S16 M18	M18	2.5	4	3	14	45	135	16
4STM 150 400 S16 M20	M20	2.5	4	3	15	40	135	16
4STM 150 500 S16 M20	M20	2.5	4	3	15	50	135	16
4STM 159 613 S16 M20	M20	2.5	4	3	15.9	61.3	115	16

내부 급유형 (With coolant)								
4STM 031 080 S06 M4C	M4	0.7	4	3	3.1	8	50	6
4STM 031 100 S06 M4C	M4	0.7	4	3	3.1	10	50	6
4STM 038 100 S06 M5C	M5	0.8	4	3	3.8	10	50	6
4STM 038 125 S06 M5C	M5	0.8	4	3	3.8	12.5	50	6
4STM 046 120 S06 M6C	M6	1	4	3	4.6	12	50	6
4STM 046 150 S06 M6C	M6	1	4	3	4.6	15	50	6
4STM 048 185 S06 M6C	M6	1	4	3	4.8	18.5	60	6
4STM 062 160 S10 M8C	M8	1.25	4	3	6.2	16	70	10
4STM 062 200 S10 M8C	M8	1.25	4	3	6.2	20	70	10
4STM 065 246 S08 M8C	M8	1.25	4	3	6.5	24.6	65	8
4STM 075 200 S10 M10C	M10	1.5	4	3	7.5	20	70	10
4STM 075 250 S10 M10C	M10	1.5	4	3	7.5	25	70	10
4STM 082 308 S10 M10C	M10	1.5	4	3	8.2	30.8	80	10
4STM 090 240 S10 M12C	M12	1.75	4	3	9	24	80	10
4STM 090 300 S10 M12C	M12	1.75	4	3	9	30	80	10
4STM 099 370 S10 M12C	M12	1.75	4	3	9.9	37	85	10
4STM 115 320 S12 M16C	M16	2	4	3	11.5	32	100	12
4STM 115 400 S12 M16C	M16	2	4	3	11.5	40	100	12
4STM 119 490 S12 M16C	M16	2	4	3	11.9	49	95	12
4STM 140 360 S16 M18C	M18	2.5	4	3	14	36	135	16
4STM 140 450 S16 M18C	M18	2.5	4	3	14	45	135	16
4STM 150 400 S16 M20C	M20	2.5	4	3	15	40	135	16
4STM 150 500 S16 M20C	M20	2.5	4	3	15	50	135	16
4STM 159 613 S16 M20C	M20	2.5	4	3	15.9	61.3	115	16



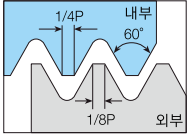
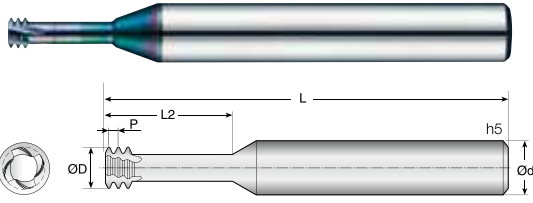
American UN

단위 Unit: mm

Order Number	피치규격 Thread			날수 Flutes Z	산수 Teeth Zt	날경 Diameter D	유효장 Effective Length L2	전장 Overall Length L	샹크 Shank Dia d
	UNC	UNF	Pitch						
외부금유형 (Without coolant)									
4STM 014 037 S06	No.1-64		64	4	3	1.4	3.7	50	6
4STM 014 046 S06	No.1-64		64	4	3	1.4	4.6	50	6
4STM 0165 044 S06	No.2-56		56	4	3	1.65	4.4	50	6
4STM 0165 055 S06	No.2-56		56	4	3	1.65	5.5	50	6
4STM 019 050 S06	No. 3-48		48	4	3	1.9	5	50	6
4STM 019 063 S06	No. 3-48		48	4	3	1.9	6.3	50	6
4STM 021 057 S06	No. 4-40		40	4	3	2.1	5.7	50	6
4STM 021 071 S06	No. 4-40		40	4	3	2.1	7.1	50	6
4STM 0255 070 S06	No. 6-32		32	4	3	2.55	7	50	6
4STM 0255 088 S06	No. 6-32		32	4	3	2.55	8.8	50	6
4STM 033 083 S06		No. 8-36	36	4	3	3.3	8.3	50	6
4STM 033 104 S06		No. 8-36	36	4	3	3.3	10.4	50	6
4STM 035 097 S06	No. 10-24		24	4	3	3.5	9.7	65	6
4STM 035 121 S06	No. 10-24		24	4	3	3.5	12.1	65	6
4STM 0475 127 S06	1/4" x 20		20	4	3	4.75	12.7	65	6
4STM 0475 159 S06	1/4" x 20		20	4	3	4.75	15.9	65	6
4STM 050 127 S06		1/4" x 28	28	4	3	5	12.7	65	6
4STM 050 159 S06		1/4" x 28	28	4	3	5	15.9	65	6
4STM 060 159 S10	5/16" x 18		18	4	3	6	15.9	80	10
4STM 060 198 S10	5/16" x 18		18	4	3	6	19.8	80	10
4STM 067 191 S10	3/8" x 16		16	4	3	6.7	19.1	80	10
4STM 067 238 S10	3/8" x 16		16	4	3	6.7	23.8	80	10
4STM 077 222 S10	7/16" x 14		14	4	3	7.7	22.2	80	10
4STM 077 278 S10	7/16" x 14		14	4	3	7.7	27.8	80	10
4STM 092 254 S10	1/2" x 13		13	4	3	9.2	25.4	80	10
4STM 092 318 S10	1/2" x 13		13	4	3	9.2	31.8	80	10
4STM 105 286 S12	9/16" x 12		12	4	3	10.5	28.6	100	12
4STM 105 357 S12	9/16" x 12		12	4	3	10.5	35.7	100	12
4STM 114 318 S12	5/8" x 11		11	4	3	11.4	31.8	100	12
4STM 114 397 S12	5/8" x 11		11	4	3	11.4	39.7	100	12

내부금유형 (With coolant)

4STM 033 083 S06C		No. 8-36	36	4	3	3.3	8.3	50	6
4STM 033 104 S06C		No. 8-36	36	4	3	3.3	10.4	50	6
4STM 035 097 S06C	No. 10-24		24	4	3	3.5	9.7	65	6
4STM 035 121 S06C	No. 10-24		24	4	3	3.5	12.1	65	6
4STM 0475 127 S06C	1/4" x 20		20	4	3	4.75	12.7	65	6
4STM 0475 159 S06C	1/4" x 20		20	4	3	4.75	15.9	65	6
4STM 050 127 S06C		1/4" x 28	28	4	3	5	12.7	65	6
4STM 050 159 S06C		1/4" x 28	28	4	3	5	15.9	65	6
4STM 060 159 S10C	5/16" x 18		18	4	3	6	15.9	80	10
4STM 060 198 S10C	5/16" x 18		18	4	3	6	19.8	80	10
4STM 067 191 S10C	3/8" x 16		16	4	3	6.7	19.1	80	10
4STM 067 238 S10C	3/8" x 16		16	4	3	6.7	23.8	80	10
4STM 077 222 S10C	7/16" x 14		14	4	3	7.7	22.2	80	10
4STM 077 278 S10C	7/16" x 14		14	4	3	7.7	27.8	80	10
4STM 092 254 S10C	1/2" x 13		13	4	3	9.2	25.4	80	10
4STM 092 318 S10C	1/2" x 13		13	4	3	9.2	31.8	80	10
4STM 105 286 S12C	9/16" x 12		12	4	3	10.5	28.6	100	12
4STM 105 357 S12C	9/16" x 12		12	4	3	10.5	35.7	100	12
4STM 114 318 S12C	5/8" x 11		11	4	3	11.4	31.8	100	12
4STM 114 397 S12C	5/8" x 11		11	4	3	11.4	39.7	100	12



- 알루미늄, 알루미늄 합금 등 비철 비금속 가공
- 경화강 내 나사 가공을 위한 견고하고 강력한 날 디자인.
- 향상된 절삭 및 칩제거를 통해 공구 성능을 향상 시킵니다.
- 팁 형상은 절삭 저항을 줄이고 공구 구부림을 억제합니다.
- 헬리코일 나사 가공이 가능합니다.
- 오른나사 및 왼나사 작업이 모두 가능합니다.

Thread Mills for Aluminum, Aluminum alloys, non-ferrous and non-metallic materials

- Powerful flute design applied for hardened steel.
- Improved cutting and chip removal reduce the risk of tool breaking in holes.
- The tip shape reduces cutting resistance and tool bend.
- It can be used for heli coil threading.
- It can be used for both right and left-handed threading.



521P

ISO 측정항목

단위 Unit: mm

Order Number	피치 규격		날수 Flutes Z	산수 Teeth Zt	날경 Diameter D	유효장 Effective Length L2	전장 Overall Length L	샹크 Shank Dia d
	Thread	Pitch						

외부 급유형 (Without coolant)

4STMA 0072 020 S04 M1	M1	0.25	4	3	0.72	2	45	4
4STMA 0072 025 S04 M1	M1	0.25	4	3	0.72	2.5	45	4
4STMA 009 024 S04 M012	M1.2	0.25	4	3	0.9	2.4	45	4
4STMA 009 030 S04 M012	M1.2	0.25	4	3	0.9	3	45	4
4STMA 0095 028 S06 M014	M1.4	0.3	4	3	0.95	2.8	50	6
4STMA 0095 035 S06 M014	M1.4	0.3	4	3	0.95	3.5	50	6
4STMA 011 032 S06 M016	M1.6 ~ 1.8	0.35	4	3	1.1	3.2	50	6
4STMA 011 040 S06 M016	M1.6 ~ 1.8	0.35	4	3	1.1	4	50	6
4STMA 012 050 S03 M016	M1.6 ~ 1.8	0.35	4	3	1.2	5	40	3
4STMA 014 040 S06 M2	M2	0.4	4	3	1.4	4	50	6
4STMA 014 050 S06 M2	M2	0.4	4	3	1.4	5	50	6
4STMA 0155 062 S03 M2	M2	0.4	4	3	1.55	6.2	40	3
4STMA 0155 062 S06 M2	M2	0.4	4	3	1.55	6.2	60	6
4STMA 016 044 S06 M022	M2.2	0.45	4	3	1.6	4.4	50	6
4STMA 016 055 S06 M022	M2.2	0.45	4	3	1.6	5.5	50	6
4STMA 018 050 S06 M025	M2.5	0.45	4	3	1.8	5	50	6
4STMA 018 0625 S06 M025	M2.5	0.45	4	3	1.8	6.25	50	6
4STMA 0195 077 S03 M025	M2.5	0.45	4	3	1.95	7.7	40	3
4STMA 0195 077 S06 M025	M2.5	0.45	4	3	1.95	7.7	60	6
4STMA 024 060 S06 M3	M3	0.5	4	3	2.4	6	50	6
4STMA 024 075 S06 M3	M3	0.5	4	3	2.4	7.5	50	6
4STMA 024 092 S03 M3	M3	0.5	4	3	2.4	9.2	40	3
4STMA 024 092 S06 M3	M3	0.5	4	3	2.4	9.2	60	6
4STMA 0275 108 S06 M035	M3.5	0.6	4	3	2.75	10.8	60	6
4STMA 031 080 S06 M4	M4	0.7	4	3	3.1	8	50	6
4STMA 031 100 S06 M4	M4	0.7	4	3	3.1	10	50	6
4STMA 0315 123 S06 M4	M4	0.7	4	3	3.15	12.3	60	6
4STMA 038 100 S06 M5	M5	0.8	4	3	3.8	10	50	6
4STMA 038 125 S06 M5	M5	0.8	4	3	3.8	12.5	50	6
4STMA 0405 154 S06 M5	M5	0.8	4	3	4.05	15.4	60	6
4STMA 046 120 S06 M6	M6	1	4	3	4.6	12	50	6
4STMA 046 150 S06 M6	M6	1	4	3	4.6	15	50	6
4STMA 048 185 S06 M6	M6	1	4	3	4.8	18.5	60	6
4STMA 062 160 S10 M8	M8	1.25	4	3	6.2	16	70	10
4STMA 062 200 S10 M8	M8	1.25	4	3	6.2	20	70	10
4STMA 065 246 S08 M8	M8	1.25	4	3	6.5	24.6	65	8
4STMA 075 200 S10 M10	M10	1.5	4	3	7.5	20	70	10
4STMA 075 250 S10 M10	M10	1.5	4	3	7.5	25	70	10
4STMA 082 308 S10 M10	M10	1.5	4	3	8.2	30.8	80	10
4STMA 090 240 S10 M12	M12	1.75	4	3	9	24	80	10
4STMA 090 300 S10 M12	M12	1.75	4	3	9	30	80	10
4STMA 099 370 S10 M12	M12	1.75	4	3	9.9	37	85	10
4STMA 115 320 S12 M16	M16	2	4	3	11.5	32	100	12
4STMA 115 400 S12 M16	M16	2	4	3	11.5	40	100	12
4STMA 119 490 S12 M16	M16	2	4	3	11.9	49	95	12

ISO 측정항목

단위 Unit: mm

Order Number	피치 규격		날수 Flutes Z	산수 Teeth Zt	날경 Diameter D	유효장 Effective Length L2	전장 Overall Length L	생크 Shank Dia d
	Thread	Pitch						
외부 급유형 (Without coolant)								
4STMA 140 360 S16 M18	M18	2.5	4	3	14	36	135	16
4STMA 140 450 S16 M18	M18	2.5	4	3	14	45	135	16
4STMA 150 400 S16 M20	M20	2.5	4	3	15	40	135	16
4STMA 150 500 S16 M20	M20	2.5	4	3	15	50	135	16
4STMA 159 613 S16 M20	M20	2.5	4	3	15.9	61.3	115	16

내부 급유형 (With coolant)								
4STMA 031 080 S06 M4C	M4	0.7	4	3	3.1	8	50	6
4STMA 031 100 S06 M4C	M4	0.7	4	3	3.1	10	50	6
4STMA 038 100 S06 M5C	M5	0.8	4	3	3.8	10	50	6
4STMA 038 125 S06 M5C	M5	0.8	4	3	3.8	12.5	50	6
4STMA 046 120 S06 M6C	M6	1	4	3	4.6	12	50	6
4STMA 046 150 S06 M6C	M6	1	4	3	4.6	15	50	6
4STMA 048 185 S06 M6C	M6	1	4	3	4.8	18.5	60	6
4STMA 062 160 S10 M8C	M8	1.25	4	3	6.2	16	70	10
4STMA 062 200 S10 M8C	M8	1.25	4	3	6.2	20	70	10
4STMA 065 246 S08 M8C	M8	1.25	4	3	6.5	24.6	65	8
4STMA 075 200 S10 M10C	M10	1.5	4	3	7.5	20	70	10
4STMA 075 250 S10 M10C	M10	1.5	4	3	7.5	25	70	10
4STMA 082 308 S10 M10C	M10	1.5	4	3	8.2	30.8	80	10
4STMA 090 240 S10 M12C	M12	1.75	4	3	9	24	80	10
4STMA 090 300 S10 M12C	M12	1.75	4	3	9	30	80	10
4STMA 099 370 S10 M12C	M12	1.75	4	3	9.9	37	85	10
4STMA 115 320 S12 M16C	M16	2	4	3	11.5	32	100	12
4STMA 115 400 S12 M16C	M16	2	4	3	11.5	40	100	12
4STMA 119 490 S12 M16C	M16	2	4	3	11.9	49	95	12
4STMA 140 360 S16 M18C	M18	2.5	4	3	14	36	135	16
4STMA 140 450 S16 M18C	M18	2.5	4	3	14	45	135	16
4STMA 150 400 S16 M20C	M20	2.5	4	3	15	40	135	16
4STMA 150 500 S16 M20C	M20	2.5	4	3	15	50	135	16
4STMA 159 613 S16 M20C	M20	2.5	4	3	15.9	61.3	115	16

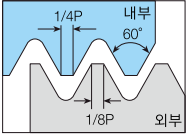
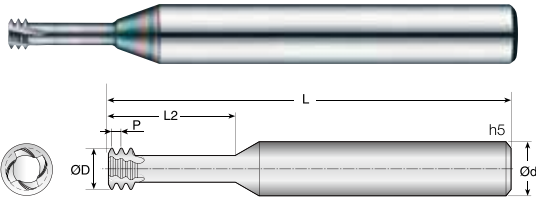
THREAD MILL

American UN

단위 Unit: mm

Order Number	피치규격 Thread			날수 Flutes Z	산수 Teeth Zt	날경 Diameter D	유효장 Effective Length L2	전장 Overall Length L	샹크 Shank Dia d
	UNC	UNF	Pitch						
외부금유형 (Without coolant)									
4STMA 014 037 S06	No. 1-64		64	4	3	1.4	3.7	50	6
4STMA 014 046 S06	No. 1-64		64	4	3	1.4	4.6	50	6
4STMA 0165 044 S06	No. 2-56		56	4	3	1.65	4.4	50	6
4STMA 0165 055 S06	No. 2-56		56	4	3	1.65	5.5	50	6
4STMA 019 050 S06	No. 3-48		48	4	3	1.9	5	50	6
4STMA 019 063 S06	No. 3-48		48	4	3	1.9	6.3	50	6
4STMA 021 057 S06	No. 4-40		40	4	3	2.1	5.7	50	6
4STMA 021 071 S06	No. 4-40		40	4	3	2.1	7.1	50	6
4STMA 0255 070 S06	No. 6-32		32	4	3	2.55	7	50	6
4STMA 0255 088 S06	No. 6-32		32	4	3	2.55	8.8	50	6
4STMA 033 083 S06		No. 8-36	36	4	3	3.3	8.3	50	6
4STMA 033 104 S06		No. 8-36	36	4	3	3.3	10.4	50	6
4STMA 035 097 S06	No. 10-24		24	4	3	3.5	9.7	65	6
4STMA 035 121 S06	No. 10-24		24	4	3	3.5	12.1	65	6
4STMA 0475 127 S06	1/4" x 20		20	4	3	4.75	12.7	65	6
4STMA 0475 159 S06	1/4" x 20		20	4	3	4.75	15.9	65	6
4STMA 050 127 S06		1/4" x 28	28	4	3	5	12.7	65	6
4STMA 050 159 S06		1/4" x 28	28	4	3	5	15.9	65	6
4STMA 060 159 S10	5/16" x 18		18	4	3	6	15.9	80	10
4STMA 060 198 S10	5/16" x 18		18	4	3	6	19.8	80	10
4STMA 067 191 S10	3/8" x 16		16	4	3	6.7	19.1	80	10
4STMA 067 238 S10	3/8" x 16		16	4	3	6.7	23.8	80	10
4STMA 077 222 S10	7/16" x 14		14	4	3	7.7	22.2	80	10
4STMA 077 278 S10	7/16" x 14		14	4	3	7.7	27.8	80	10
4STMA 092 254 S10	1/2" x 13		13	4	3	9.2	25.4	80	10
4STMA 092 318 S10	1/2" x 13		13	4	3	9.2	31.8	80	10
4STMA 105 286 S12	9/16" x 12		12	4	3	10.5	28.6	100	12
4STMA 105 357 S12	9/16" x 12		12	4	3	10.5	35.7	100	12
4STMA 114 318 S12	5/8" x 11		11	4	3	11.4	31.8	100	12
4STMA 14 397 S12	5/8" x 11		11	4	3	11.4	39.7	100	12

내부금유형 (With coolant)									
4STMA 033 083 S06C		No. 8-36	36	4	3	3.3	8.3	50	6
4STMA 033 104 S06C		No. 8-36	36	4	3	3.3	10.4	50	6
4STMA 035 097 S06C	No. 10-24		24	4	3	3.5	9.7	65	6
4STMA 035 121 S06C	No. 10-24		24	4	3	3.5	12.1	65	6
4STMA 0475 127 S06C	1/4" x 20		20	4	3	4.75	12.7	65	6
4STMA 0475 159 S06C	1/4" x 20		20	4	3	4.75	15.9	65	6
4STMA 050 127 S06C		1/4" x 28	28	4	3	5	12.7	65	6
4STMA 050 159 S06C		1/4" x 28	28	4	3	5	15.9	65	6
4STMA 060 159 S10C	5/16" x 18		18	4	3	6	15.9	80	10
4STMA 060 198 S10C	5/16" x 18		18	4	3	6	19.8	80	10
4STMA 067 191 S10C	3/8" x 16		16	4	3	6.7	19.1	80	10
4STMA 067 238 S10C	3/8" x 16		16	4	3	6.7	23.8	80	10
4STMA 077 222 S10C	7/16" x 14		14	4	3	7.7	22.2	80	10
4STMA 077 278 S10C	7/16" x 14		14	4	3	7.7	27.8	80	10
4STMA 092 254 S10C	1/2" x 13		13	4	3	9.2	25.4	80	10
4STMA 092 318 S10C	1/2" x 13		13	4	3	9.2	31.8	80	10
4STMA 105 286 S12C	9/16" x 12		12	4	3	10.5	28.6	100	12
4STMA 105 357 S12C	9/16" x 12		12	4	3	10.5	35.7	100	12
4STMA 114 318 S12C	5/8" x 11		11	4	3	11.4	31.8	100	12
4STMA 114 397 S12C	5/8" x 11		11	4	3	11.4	39.7	100	12



- SUS, 티타늄 합금 가공
 - 경화강 내 나사 가공을 위한 견고하고 강력한 날 디자인.
 - 향상된 절삭 및 칩제거를 통해 공구가 구멍안에서 끊어지는 위험을 줄입니다.
 - 팁 형상은 절삭 저항을 줄이고 공구 구부림을 억제합니다.
 - 헬리코일 나사로 사용이 가능합니다.
 - 오른나사 및 왼나사 작업이 모두 가능합니다.
- Thread Mills for SUS, Titanium alloys
 - Powerful flute design applied for hardened steel.
 - Improved cutting and chip removal reduce the risk of tool breaking in holes.
 - The tip shape reduces cutting resistance and tool bend.
 - It can be used for heli coil threading.
 - It can be used for both right and left-handed threading.



521P

ISO 측정항목

단위 Unit: mm

Order Number	피치 규격		날수 Flutes Z	산수 Teeth Zt	날경 Diameter D	유효장 Effective Length L2	전장 Overall Length L	샙크 Shank Dia d
	Thread	Pitch						

외부 급유형 (Without coolant)

4STMS 0072 020 S04 M1	M1	0.25	4	3	0.72	2	45	4
4STMS 0072 025 S04 M1	M1	0.25	4	3	0.72	2.5	45	4
4STMS 009 024 S04 M012	M1.2	0.25	4	3	0.9	2.4	45	4
4STMS 009 030 S04 M012	M1.2	0.25	4	3	0.9	3	45	4
4STMS 0095 028 S06 M014	M1.4	0.3	4	3	0.95	2.8	50	6
4STMS 0095 035 S06 M014	M1.4	0.3	4	3	0.95	3.5	50	6
4STMS 011 032 S06 M016	M1.6 ~ 1.8	0.35	4	3	1.1	3.2	50	6
4STMS 011 040 S06 M016	M1.6 ~ 1.8	0.35	4	3	1.1	4	50	6
4STMS 012 050 S03 M016	M1.6 ~ 1.8	0.35	4	3	1.2	5	40	3
4STMS 014 040 S06 M2	M2	0.4	4	3	1.4	4	50	6
4STMS 14 050 S06 M2	M2	0.4	4	3	1.4	5	50	6
4STMS 0155 062 S03 M2	M2	0.4	4	3	1.55	6.2	40	3
4STMS 0155 062 S06 M2	M2	0.4	4	3	1.55	6.2	60	6
4STMS 016 044 S06 M022	M2.2	0.45	4	3	1.6	4.4	50	6
4STMS 016 055 S06 M022	M2.2	0.45	4	3	1.6	5.5	50	6
4STMS 018 050 S06 M025	M2.5	0.45	4	3	1.8	5	50	6
4STMS 018 0625 S06 M025	M2.5	0.45	4	3	1.8	6.25	50	6
4STMS 0195 077 S03 M025	M2.5	0.45	4	3	1.95	7.7	40	3
4STMS 0195 077 S06 M025	M2.5	0.45	4	3	1.95	7.7	60	6
4STMS 024 060 S06 M3	M3	0.5	4	3	2.4	6	50	6
4STMS 024 075 S06 M3	M3	0.5	4	3	2.4	7.5	50	6
4STMS 024 092 S03 M3	M3	0.5	4	3	2.4	9.2	40	3
4STMS 024 092 S06 M3	M3	0.5	4	3	2.4	9.2	60	6
4STMS 0275 108 S06 M3.5	M3.5	0.6	4	3	2.75	10.8	60	6
4STMS 031 080 S06 M4	M4	0.7	4	3	3.1	8	50	6
4STMS 031 100 S06 M4	M4	0.7	4	3	3.1	10	50	6
4STMS 0315 123 S06 M4	M4	0.7	4	3	3.15	12.3	60	6
4STMS 038 100 S06 M5	M5	0.8	4	3	3.8	10	50	6
4STMS 038 125 S06 M5	M5	0.8	4	3	3.8	12.5	50	6
4STMS 0405 154 S06 M5	M5	0.8	4	3	4.05	15.4	60	6
4STMS 046 120 S06 M6	M6	1	4	3	4.6	12	50	6
4STMS 046 150 S06 M6	M6	1	4	3	4.6	15	50	6
4STMS 048 185 S06 M6	M6	1	4	3	4.8	18.5	60	6
4STMS 062 160 S10 M8	M8	1.25	4	3	6.2	16	70	10
4STMS 062 200 S10 M8	M8	1.25	4	3	6.2	20	70	10
4STMS 065 246 S08 M8	M8	1.25	4	3	6.5	24.6	65	8
4STMS 075 200 S10 M10	M10	1.5	4	3	7.5	20	70	10
4STMS 075 250 S10 M10	M10	1.5	4	3	7.5	25	70	10
4STMS 082 308 S10 M10	M10	1.5	4	3	8.2	30.8	80	10
4STMS 090 240 S10 M12	M12	1.75	4	3	9	24	80	10
4STMS 090 300 S10 M12	M12	1.75	4	3	9	30	80	10
4STMS 099 370 S10 M12	M12	1.75	4	3	9.9	37	85	10
4STMS 115 320 S12 M16	M16	2	4	3	11.5	32	100	12
4STMS 115 400 S12 M16	M16	2	4	3	11.5	40	100	12
4STMS 119 490 S12 M16	M16	2	4	3	11.9	49	95	12

ISO 측정항목

단위 Unit: mm

Order Number	피치 규격		날수 Flutes Z	산수 Teeth Zt	날경 Diameter D	유효장 Effective Length L2	전장 Overall Length L	생크 Shank Dia d
	Thread	Pitch						
외부 급유형 (Without coolant)								
4STMS 140 360 S16 M18	M18	2.5	4	3	14	36	135	16
4STMS 140 450 S16 M18	M18	2.5	4	3	14	45	135	16
4STMS 150 400 S16 M20	M20	2.5	4	3	15	40	135	16
4STMS 150 500 S16 M20	M20	2.5	4	3	15	50	135	16
4STMS 159 613 S16 M20	M20	2.5	4	3	15.9	61.3	115	16

내부 급유형 (With coolant)								
4STMS 031 080 S06 M4C	M4	0.7	4	3	3.1	8	50	6
4STMS 031 100 S06 M4C	M4	0.7	4	3	3.1	10	50	6
4STMS 038 100 S06 M5C	M5	0.8	4	3	3.8	10	50	6
4STMS 038 125 S06 M5C	M5	0.8	4	3	3.8	12.5	50	6
4STMS 046 120 S06 M6C	M6	1	4	3	4.6	12	50	6
4STMS 046 150 S06 M6C	M6	1	4	3	4.6	15	50	6
4STMS 048 185 S06 M6C	M6	1	4	3	4.8	18.5	60	6
4STMS 062 160 S10 M8C	M8	1.25	4	3	6.2	16	70	10
4STMS 062 200 S10 M8C	M8	1.25	4	3	6.2	20	70	10
4STMS 065 246 S08 M8C	M8	1.25	4	3	6.5	24.6	65	8
4STMS 075 200 S10 M10C	M10	1.5	4	3	7.5	20	70	10
4STMS 075 250 S10 M10C	M10	1.5	4	3	7.5	25	70	10
4STMS 082 308 S10 M10C	M10	1.5	4	3	8.2	30.8	80	10
4STMS 090 240 S10 M12C	M12	1.75	4	3	9	24	80	10
4STMS 090 300 S10 M12C	M12	1.75	4	3	9	30	80	10
4STMS 099 370 S10 M12C	M12	1.75	4	3	9.9	37	85	10
4STMS 115 320 S12 M16C	M16	2	4	3	11.5	32	100	12
4STMS 115 400 S12 M16C	M16	2	4	3	11.5	40	100	12
4STMS 119 490 S12 M16C	M16	2	4	3	11.9	49	95	12
4STMS 140 360 S16 M18C	M18	2.5	4	3	14	36	135	16
4STMS 140 450 S16 M18C	M18	2.5	4	3	14	45	135	16
4STMS 150 400 S16 M20C	M20	2.5	4	3	15	40	135	16
4STMS 150 500 S16 M20C	M20	2.5	4	3	15	50	135	16
4STMS 159 613 S16 M20C	M20	2.5	4	3	15.9	61.3	115	16

THREAD MILL

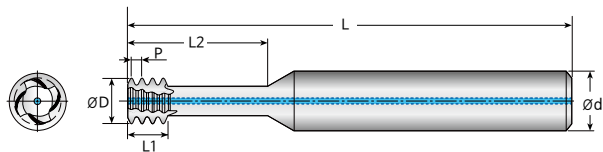
American UN

단위 Unit: mm

Order Number	피치규격 Thread			날수 Flutes Z	산수 Teeth Zt	날경 Diameter D	유효장 Effective Length L2	전장 Overall Length L	샹크 Shank Dia d
	UNC	UNF	Pitch						
외부금유형 (Without coolant)									
4STMS 014 037 S06	No.1-64		64	4	3	1.4	3.7	50	6
4STMS 014 046 S06	No.1-64		64	4	3	1.4	4.6	50	6
4STMS 0165 044 S06	No.2-56		56	4	3	1.65	4.4	50	6
4STMS 0165 055 S06	No.2-56		56	4	3	1.65	5.5	50	6
4STMS 019 050 S06	No. 3-48		48	4	3	1.9	5	50	6
4STMS 019 063 S06	No. 3-48		48	4	3	1.9	6.3	50	6
4STMS 021 057 S06	No. 4-40		40	4	3	2.1	5.7	50	6
4STMS 021 071 S06	No. 4-40		40	4	3	2.1	7.1	50	6
4STMS 0255 070 S06	No. 6-32		32	4	3	2.55	7	50	6
4STMS 0255 088 S06	No. 6-32		32	4	3	2.55	8.8	50	6
4STMS 033 083 S06		No. 8-36	36	4	3	3.3	8.3	50	6
4STMS 033 104 S06		No. 8-36	36	4	3	3.3	10.4	50	6
4STMS 035 097 S06	No. 10-24		24	4	3	3.5	9.7	65	6
4STMS 035 121 S06	No. 10-24		24	4	3	3.5	12.1	65	6
4STMS 0475 127 S06	1/4" x 20		20	4	3	4.75	12.7	65	6
4STMS 0475 159 S06	1/4" x 20		20	4	3	4.75	15.9	65	6
4STMS 050 127 S06		1/4" x 28	28	4	3	5	12.7	65	6
4STMS 050 159 S06		1/4" x 28	28	4	3	5	15.9	65	6
4STMS 060 159 S10	5/16" x 18		18	4	3	6	15.9	80	10
4STMS 060 198 S10	5/16" x 18		18	4	3	6	19.8	80	10
4STMS 067 191 S10	3/8" x 16		16	4	3	6.7	19.1	80	10
4STMS 067 238 S10	3/8" x 16		16	4	3	6.7	23.8	80	10
4STMS 077 222 S10	7/16" x 14		14	4	3	7.7	22.2	80	10
4STMS 077 278 S10	7/16" x 14		14	4	3	7.7	27.8	80	10
4STMS 092 254 S10	1/2" x 13		13	4	3	9.2	25.4	80	10
4STMS 092 318 S10	1/2" x 13		13	4	3	9.2	31.8	80	10
4STMS 105 286 S12	9/16" x 12		12	4	3	10.5	28.6	100	12
4STMS 105 357 S12	9/16" x 12		12	4	3	10.5	35.7	100	12
4STMS 114 318 S12	5/8" x 11		11	4	3	11.4	31.8	100	12
4STMS 14 397 S12	5/8" x 11		11	4	3	11.4	39.7	100	12

내부금유형 (With coolant)

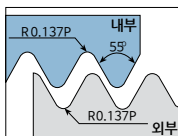
4STMS 033 083 S06C		No. 8-36	36	4	3	3.3	8.3	50	6
4STMS 033 104 S06C		No. 8-36	36	4	3	3.3	10.4	50	6
4STMS 035 097 S06C	No. 10-24		24	4	3	3.5	9.7	65	6
4STMS 035 121 S06C	No. 10-24		24	4	3	3.5	12.1	65	6
4STMS 0475 127 S06C	1/4" x 20		20	4	3	4.75	12.7	65	6
4STMS 0475 159 S06C	1/4" x 20		20	4	3	4.75	15.9	65	6
4STMS 050 127 S06C		1/4" x 28	28	4	3	5	12.7	65	6
4STMS 050 159 S06C		1/4" x 28	28	4	3	5	15.9	65	6
4STMS 060 159 S10C	5/16" x 18		18	4	3	6	15.9	80	10
4STMS 060 198 S10C	5/16" x 18		18	4	3	6	19.8	80	10
4STMS 067 191 S10C	3/8" x 16		16	4	3	6.7	19.1	80	10
4STMS 067 238 S10C	3/8" x 16		16	4	3	6.7	23.8	80	10
4STMS 077 222 S10C	7/16" x 14		14	4	3	7.7	22.2	80	10
4STMS 077 278 S10C	7/16" x 14		14	4	3	7.7	27.8	80	10
4STMS 092 254 S10C	1/2" x 13		13	4	3	9.2	25.4	80	10
4STMS 092 318 S10C	1/2" x 13		13	4	3	9.2	31.8	80	10
4STMS 105 286 S12C	9/16" x 12		12	4	3	10.5	28.6	100	12
4STMS 105 357 S12C	9/16" x 12		12	4	3	10.5	35.7	100	12
4STMS 114 318 S12C	5/8" x 11		11	4	3	11.4	31.8	100	12
4STMS 114 397 S12C	5/8" x 11		11	4	3	11.4	39.7	100	12



- HRc 58이하의 고경도강, 프리하든강, 합금강, 탄소강, 주철 가공
- 경화강 내 나사 가공을 위한 견고하고 강력한 날 디자인.
- 향상된 절삭 및 칩 제거를 통해 공구 성능을 향상 시킵니다.
- 팁 형상은 절삭 저항을 줄이고 공구 구부림을 억제합니다.
- 오른나사 및 왼나사 작업이 모두 가능합니다.

Thread mills for Hardened steels (up to HRc 58), pre-hardened steels, alloy steels, carbon steels, cast irons

- Rigid and powerful flutes design for inside hardening steel.
- Enhanced threading enables chip removal smoothly to reduce possible breakage of tool inside hole.
- The shape of tip reduces friction and prevent tool bending.
- Both right and left threading are available.



- 규격 정의 : B.S.2779:1956
- 공차 등급 : Medium class

4
UWC 초미립자
TISIN-S Coating
15° Helix Angle
R Rotation
CUTTING DATA

520P

American UN

단위 Unit: mm

Order Number	나사 가능 규격 Thread	피치 규격 Pitch (TPI)	날수 Flutes Z	산수 Teeth Zt	날경 Diameter D	나사부 길이 Thread Length L1	유효강 Effective Length L2	전강 Overall Length L	샙크 Shank Dia d
4BSP 060 095 S06	1/16", 1/8"	28	4	4	6	3.66	9.5	60	6
4BSP 060 158 S06	1/16", 1/8"	28	4	4	6	3.66	15.8	60	6
4BSP 080 140 S08	1/4", 3/8"	19	4	4	8	5.38	14	65	8
4BSP 100 206 S10	1/4", 3/8"	19	4	4	10	5.38	20.6	75	10
4BSP 120 265 S12	1/2", 5/8", 3/4"	14	4	4	12	7.29	26.5	80	12
4BSP 140 260 S14	3/8"	19	4	4	14	5.38	26	85	14
4BSP 140 334 S16	1/2", 5/8", 3/4", 7/8"	14	4	4	16	7.29	33.4	95	16
4BSP 160 380 S16	1", 1 1/4", 1 1/2", 2"	11	4	4	16	9.27	38	105	16
4BSP 160 517 S16	1", 1 1/4", 1 1/2", 2", 2 1/2"	11	4	4	16	9.27	51.7	120	16

외부 급유형 (Without coolant)

내부 급유형 (With coolant)

Order Number	나사 가능 규격 Thread	피치 규격 Pitch (TPI)	날수 Flutes Z	산수 Teeth Zt	날경 Diameter D	나사부 길이 Thread Length L1	유효강 Effective Length L2	전강 Overall Length L	샙크 Shank Dia d
4BSP 060 095 S06C	1/16", 1/8"	28	4	4	6	3.66	9.5	60	6
4BSP 060 158 S06C	1/16", 1/8"	28	4	4	6	3.66	15.8	60	6
4BSP 080 140 S08C	1/4", 3/8"	19	4	4	8	5.38	14	65	8
4BSP 100 206 S10C	1/4", 3/8"	19	4	4	10	5.38	20.6	75	10
4BSP 120 265 S12C	1/2", 5/8", 3/4"	14	4	4	12	7.29	26.5	80	12
4BSP 140 260 S14C	3/8"	19	4	4	14	5.38	26	85	14
4BSP 140 334 S16C	1/2", 5/8", 3/4", 7/8"	14	4	4	16	7.29	33.4	95	16
4BSP 160 380 S16C	1", 1 1/4", 1 1/2", 2"	11	4	4	16	9.27	38	105	16
4BSP 160 517 S16C	1", 1 1/4", 1 1/2", 2", 2 1/2"	11	4	4	16	9.27	51.7	120	16

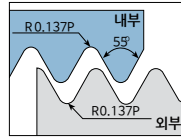
4BSPA 4 Flutes Pipe Short Parallel Thread Mills for Aluminum

4날 알루미늄 관용 평행 나사 가공 짧은 날 쓰레드밀


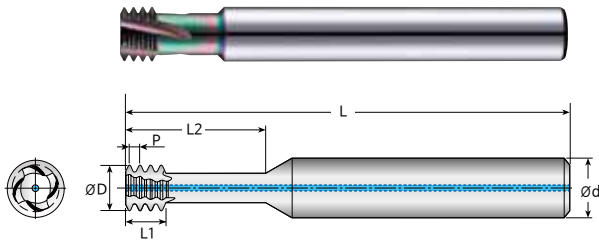
- 알루미늄, 알루미늄 합금 등 비철 비금속 가공
- 경화강 내 나사 가공을 위한 견고하고 강력한 날 디자인.
- 향상된 절삭 및 칩제거를 통해 공구 성능을 향상 시킵니다.
- 팁 형상은 절삭 저항을 줄이고 공구 구부림을 억제합니다.
- 오른나사 및 왼나사 작업이 모두 가능합니다.

Thread mills for Aluminum, Aluminum alloys, non-ferrous, and non-metallic materials

- Rigid and powerful flutes design for inside hardening steel.
- Enhanced threading enables chip removal smoothly to reduce possible breakage of tool inside hole.
- The shape of tip reduces fraction and prevent tool bending.
- Both right and left threading are available.



- 규격 정의 : B.S.2779:1956
- 공차 등급 : Medium class



American UN

520P

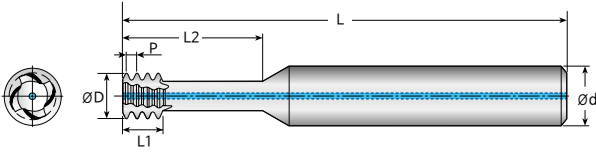
단위 Unit: mm

Order Number	나사 가능 규격 Thread	피치 규격 Pitch (TPI)	날수 Flutes Z	산수 Teeth Zt	날경 Diameter D	나사부 길이 Thread Length L1	유효장 Effective Length L2	전장 Overall Length L	샙크 Shank Dia d
4BSPA 060 095 S06	1/16", 1/8"	28	4	4	6	3.66	9.5	60	6
4BSPA 060 158 S06	1/16", 1/8"	28	4	4	6	3.66	15.8	60	6
4BSPA 080 140 S08	1/4", 3/8"	19	4	4	8	5.38	14	65	8
4BSPA 100 206 S10	1/4", 3/8"	19	4	4	10	5.38	20.6	75	10
4BSPA 120 265 S12	1/2", 5/8", 3/4"	14	4	4	12	7.29	26.5	80	12
4BSPA 140 260 S14	3/8"	19	4	4	14	5.38	26	85	14
4BSPA 140 334 S16	1/2", 5/8", 3/4", 7/8"	14	4	4	16	7.29	33.4	95	16
4BSPA 160 380 S16	1", 1 1/4", 1 1/2", 2"	11	4	4	16	9.27	38	105	16
4BSPA 160 517 S16	1", 1 1/4", 1 1/2", 2", 2 1/2"	11	4	4	16	9.27	51.7	120	16

외부 급유형 (Without coolant)

내부 급유형 (With coolant)

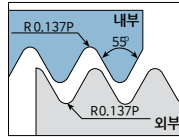
4BSPA 060 095 S06C	1/16", 1/8"	28	4	4	6	3.66	9.5	60	6
4BSPA 060 158 S06C	1/16", 1/8"	28	4	4	6	3.66	15.8	60	6
4BSPA 080 140 S08C	1/4", 3/8"	19	4	4	8	5.38	14	65	8
4BSPA 100 206 S10C	1/4", 3/8"	19	4	4	10	5.38	20.6	75	10
4BSPA 120 265 S12C	1/2", 5/8", 3/4"	14	4	4	12	7.29	26.5	80	12
4BSPA 140 260 S14C	3/8"	19	4	4	14	5.38	26	85	14
4BSPA 140 334 S16C	1/2", 5/8", 3/4", 7/8"	14	4	4	16	7.29	33.4	95	16
4BSPA 160 380 S16C	1", 1 1/4", 1 1/2", 2"	11	4	4	16	9.27	38	105	16
4BSPA 160 517 S16C	1", 1 1/4", 1 1/2", 2", 2 1/2"	11	4	4	16	9.27	51.7	120	16



- SUS, 티타늄 합금 가공
- 경화강 내 나사 가공을 위한 견고하고 강력한 날 디자인.
- 향상된 절삭 및 칩 제거를 통해 공구 성능을 향상 시킵니다.
- 팁 형상은 절삭 저항을 줄이고 공구 구부림을 억제합니다.
- 오른나사 및 왼나사 작업이 모두 가능합니다.

Thread mills for SUS and Titanium alloys

- Rigid and powerful flutes design for inside hardening steel.
- Enhanced threading enables chip removal smoothly to reduce possible breakage of tool inside hole.
- The shape of tip reduces friction and prevent tool bending.
- Both right and left threading are available.



- 규격 정의 : B.S.2779:1956
- 공차 등급 : Medium class

4
UWC 초미립자
HR Coating
15° Helix Angle
R Rotation
CUTTING DATA

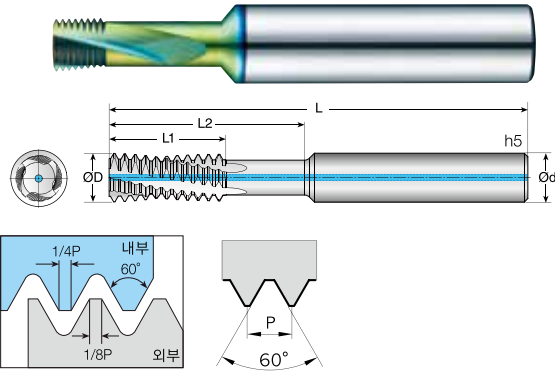
520P

American UN

단위 Unit: mm

Order Number	나사 가능 규격 Thread	피치 규격 Pitch (TPI)	날수 Flutes Z	산수 Teeth Zt	날경 Diameter D	나사부 길이 Thread Length L1	유효장 Effective Length L2	전장 Overall Length L	샙크 Shank Dia d
외부 급유형 (Without coolant)									
4BSPS 060 095 S06	1/16", 1/8"	28	4	4	6	3.66	9.5	60	6
4BSPS 060 158 S06	1/16", 1/8"	28	4	4	6	3.66	15.8	60	6
4BSPS 080 140 S08	1/4", 3/8"	19	4	4	8	5.38	14	65	8
4BSPS 100 206 S10	1/4", 3/8"	19	4	4	10	5.38	20.6	75	10
4BSPS 120 265 S12	1/2", 5/8", 3/4"	14	4	4	12	7.29	26.5	80	12
4BSPS 140 260 S14	3/8"	19	4	4	14	5.38	26	85	14
4BSPS 140 334 S16	1/2", 5/8", 3/4", 7/8"	14	4	4	16	7.29	33.4	95	16
4BSPS 160 380 S16	1", 1 1/4", 1 1/2", 2"	11	4	4	16	9.27	38	105	16
4BSPS 160 517 S16	1", 1 1/4", 1 1/2", 2", 2 1/2"	11	4	4	16	9.27	51.7	120	16

내부 급유형 (With coolant)									
Order Number	나사 가능 규격 Thread	피치 규격 Pitch (TPI)	날수 Flutes Z	산수 Teeth Zt	날경 Diameter D	나사부 길이 Thread Length L1	유효장 Effective Length L2	전장 Overall Length L	샙크 Shank Dia d
4BSPS 060 095 S06C	1/16", 1/8"	28	4	4	6	3.66	9.5	60	6
4BSPS 060 158 S06C	1/16", 1/8"	28	4	4	6	3.66	15.8	60	6
4BSPS 080 140 S08C	1/4", 3/8"	19	4	4	8	5.38	14	65	8
4BSPS 100 206 S10C	1/4", 3/8"	19	4	4	10	5.38	20.6	75	10
4BSPS 120 265 S12C	1/2", 5/8", 3/4"	14	4	4	12	7.29	26.5	80	12
4BSPS 140 260 S14C	3/8"	19	4	4	14	5.38	26	85	14
4BSPS 140 334 S16C	1/2", 5/8", 3/4", 7/8"	14	4	4	16	7.29	33.4	95	16
4BSPS 160 380 S16C	1", 1 1/4", 1 1/2", 2"	11	4	4	16	9.27	38	105	16
4BSPS 160 517 S16C	1", 1 1/4", 1 1/2", 2", 2 1/2"	11	4	4	16	9.27	51.7	120	16



- HRc 48이하의 고경도강, 프리하든강, 합금강, 탄소강, 주철 가공
- 깊은 나사 가공을 위한 쿨런트 타입 헬릭컬 날
- 다중 날 로 구성되어 한번에 여러 나사산 생성으로 시간단축이 가능합니다.
- 최대 나사 가공깊이 : 3xD2 (나사가공 직경)
- 헬리코일 나사 가공이 가능합니다.
- 오른나사 및 왼나사 작업이 모두 가능합니다.
- Thread mills for Hardened steel (up to HRc 48), pre-hardened steels, alloy steels, carbon steels, cast irons
- Coolant type of helix flutes for deep threading.
- With multiple flutes composition, it shortens threading time.
- Maximum drilling depth: 3*D2 (Threading diameter)
- It can be used for heli coil threading.
- Both right and left threading are available.



ISO 측정항목

521P

단위 Unit: mm

Order Number	피치 규격		기초홀 직경 Guide Hole mm	날경 Diameter D	나사부 길이 Thread Length L1	유효장 Effective Length L2	전장 Overall Length L	생크 Shank Dia d
	Thread	Pitch						
4HTM 024 090 S04 M3	M3	0.5	2.5	2.4	4.7	9	45	4
4HTM 0315 120 S04 M4	M4	0.7	3.3	3.15	6.6	12	45	4
4HTM 039 150 S04 M5	M5	0.8	4.2	3.9	7.6	15	50	4
4HTM 048 180 S06 M6	M6	1	5	4.8	9.5	18	60	6
4HTM 065 240 S08 M8	M8	1.25	6.8	6.5	13.1	24	65	8
4HTM 082 300 S10 M10	M10	1.5	8.5	8.2	15.7	30	75	10
4HTM 099 360 S10 M12	M12	1.75	10.2	9.9	18.4	36	85	10
4HTM 116 420 S12 M14	M14	2	12	11.6	21	42	90	12
4HTM 136 480 S14 M16	M16	2	14	13.6	25	48	100	14

외부 급유형 (Without coolant)

내부 급유형 (With coolant)								
Order Number	피치 규격		기초홀 직경 Guide Hole mm	날경 Diameter D	나사부 길이 Thread Length L1	유효장 Effective Length L2	전장 Overall Length L	생크 Shank Dia d
	Thread	Pitch						
4HTM 024 090 S04 M3C	M3	0.5	2.5	2.4	4.7	9	45	4
4HTM 0315 120 S04 M4C	M4	0.7	3.3	3.15	6.6	12	45	4
4HTM 039 150 S04 M5C	M5	0.8	4.2	3.9	7.6	15	50	4
4HTM 048 180 S06 M6C	M6	1	5	4.8	9.5	18	60	6
4HTM 065 240 S08 M8C	M8	1.25	6.8	6.5	13.1	24	65	8
4HTM 082 300 S10 M10C	M10	1.5	8.5	8.2	15.7	30	75	10
4HTM 099 360 S10 M12C	M12	1.75	10.2	9.9	18.4	36	85	10
4HTM 116 420 S12 M14C	M14	2	12	11.6	21	42	90	12
4HTM 136 480 S14 M16C	M16	2	14	13.6	25	48	100	14



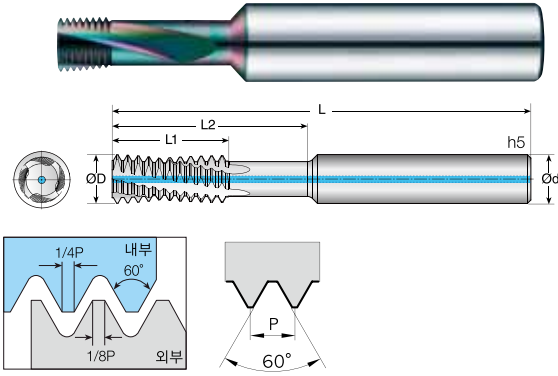
American UN

단위 Unit: mm

Order Number	피치 규격 Thread			날경 Diameter D	나사부 길이 Thread Length L1	나사 산수 Number of threads	유효장 Effective Length L2	전장 Overall Length L	생크 Shank Dia d
	UNC	UNF	Pitch						
외부 급유형 (Without coolant)									
4HTM 0358 1585 S04	No.10-24		24	3.58	8.46	8	15.85	45	4
4HTM 0414 1798 S06	No.12-24		24	4.14	9.6	9	17.98	65	6
4HTM 0488 1905 S06	1/4" x 20		20	4.88	10.21	8	19.05	65	6
4HTM 0516 1905 S06		1/4" x 28	28	5.16	10.01	11	19.05	65	6
4HTM 0615 2398 S08	5/16" x 18		18	6.15	12.7	9	23.98	65	8
4HTM 0765 3018 S08	3/8" x 16		16	7.65	15.9	10	30.18	65	8
4HTM 0899 3444 S10	7/16" x 14		14	8.99	18.16	10	34.44	75	10
4HTM 1034 4105 S12	1/2" x 13		13	10.34	19.58	10	41.05	80	12
4HTM 1181 4445 S12	9/16" x 12		12	11.81	23.29	11	44.45	80	12

내부 급유형 (With coolant)									
4HTM 0358 1585 S04C	No.10-24		24	3.58	8.46	8	15.85	45	4
4HTM 0414 1798 S06C	No.12-24		24	4.14	9.6	9	17.98	65	6
4HTM 0488 1905 S06C	1/4" x 20		20	4.88	10.21	8	19.05	65	6
4HTM 0516 1905 S06C		1/4" x 28	28	5.16	10.01	11	19.05	65	6
4HTM 0615 2398 S08C	5/16" x 18		18	6.15	12.7	9	23.98	65	8
4HTM 0765 3018 S08C	3/8" x 16		16	7.65	15.9	10	30.18	65	8
4HTM 0899 3444 S10C	7/16" x 14		14	8.99	18.16	10	34.44	75	10
4HTM 1034 4105 S12C	1/2" x 13		13	10.34	19.58	10	41.05	80	12
4HTM 1181 4445 S12C	9/16" x 12		12	11.81	23.29	11	44.45	80	12

THREAD MILL



- 알루미늄, 알루미늄 합금 등 비철 비금속 가공
 - 깊은 나사 가공을 위한 쿨런트 타입 헬릭스 날
 - 다중 날 로 구성되어 한번에 여러 나사산 생성으로 시간단축이 가능합니다.
 - 최대 나사 가공깊이 : $3 \times D2$ (나사가공 직경)
 - 헬리코일 나사 가공이 가능합니다.
 - 오른나사 및 왼나사 작업이 모두 가능합니다.
- Thread Mills for Aluminum, Aluminum alloys, non-ferrous and non-metallic materials
 - Coolant type of helix flutes for deep threading.
 - With multiple flutes composition, it shortens threading time.
 - Maximum drilling depth: $3 \times D2$ (Threading diameter)
 - It can be used for heli coil threading.
 - Both right and left threading are available.



521P

ISO 측정항목

단위 Unit: mm

Order Number	피치 규격		기초홀 직경 Guide Hole mm	날경 Diameter D	나사부 길이 Thread Length L1	유효장 Effective Length L2	전장 Overall Length L	생크 Shank Dia d
	Thread	Pitch						
외부 급유형 (Without coolant)								
4HTMA 024 090 S04 M3	M3	0.5	2.5	2.4	4.7	9	45	4
4HTMA 0315 120 S04 M4	M4	0.7	3.3	3.15	6.6	12	45	4
4HTMA 039 150 S04 M5	M5	0.8	4.2	3.9	7.6	15	50	4
4HTMA 048 180 S06 M6	M6	1	5	4.8	9.5	18	60	6
4HTMA 065 240 S08 M8	M8	1.25	6.8	6.5	13.1	24	65	8
4HTMA 082 300 S10 M10	M10	1.5	8.5	8.2	15.7	30	75	10
4HTMA 099 360 S10 M12	M12	1.75	10.2	9.9	18.4	36	85	10
4HTMA 116 420 S12 M14	M14	2	12	11.6	21	42	90	12
4HTMA 136 480 S14 M16	M16	2	14	13.6	25	48	100	14

내부 급유형 (With coolant)								
4HTMA 024 090 S04 M3C	M3	0.5	2.5	2.4	4.7	9	45	4
4HTMA 0315 120 S04 M4C	M4	0.7	3.3	3.15	6.6	12	45	4
4HTMA 039 150 S04 M5C	M5	0.8	4.2	3.9	7.6	15	50	4
4HTMA 048 180 S06 M6C	M6	1	5	4.8	9.5	18	60	6
4HTMA 065 240 S08 M8C	M8	1.25	6.8	6.5	13.1	24	65	8
4HTMA 082 300 S10 M10C	M10	1.5	8.5	8.2	15.7	30	75	10
4HTMA 099 360 S10 M12C	M12	1.75	10.2	9.9	18.4	36	85	10
4HTMA 116 420 S12 M14C	M14	2	12	11.6	21	42	90	12
4HTMA 136 480 S14 M16C	M16	2	14	13.6	25	48	100	14

American UN

단위 Unit: mm

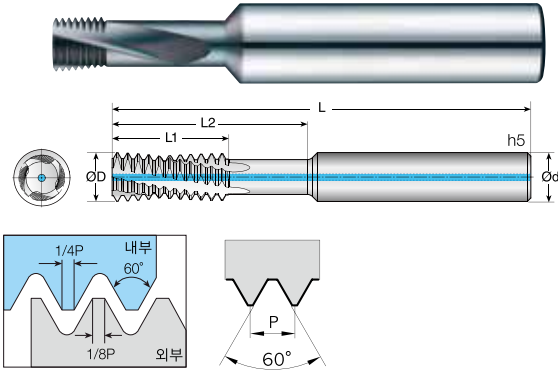
Order Number	피치 규격 Thread			날경 Diameter D	나사부 길이 Thread Length L1	나사 산수 Number of threads	유효장 Effective Length L2	전장 Overall Length L	생크 Shank Dia d
	UNC	UNF	Pitch						
외부 급유형 (Without coolant)									
4HTMA 0358 1585 S04	No.10-24		24	3.58	8.46	8	15.85	45	4
4HTMA 0414 1798 S06	No.12-24		24	4.14	9.6	9	17.98	65	6
4HTMA 0488 1905 S06	1/4" x 20		20	4.88	10.21	8	19.05	65	6
4HTMA 0516 1905 S06		1/4" x 28	28	5.16	10.01	11	19.05	65	6
4HTMA 0615 2398 S08	5/16" x 18		18	6.15	12.7	9	23.98	65	8
4HTMA 0765 3018 S08	3/8" x 16		16	7.65	15.9	10	30.18	65	8
4HTMA 0899 3444 S10	7/16 x 14		14	8.99	18.16	10	34.44	75	10
4HTMA 1034 4105 S12	1/2" x 13		13	10.34	19.58	10	41.05	80	12
4HTMA 1181 4445 S12	9/16" x 12		12	11.81	23.29	11	44.45	80	12

내부 급유형 (With coolant)									
4HTMA 0358 1585 S04C	No.10-24		24	3.58	8.46	8	15.85	45	4
4HTMA 0414 1798 S06C	No.12-24		24	4.14	9.6	9	17.98	65	6
4HTMA 0488 1905 S06C	1/4" x 20		20	4.88	10.21	8	19.05	65	6
4HTMA 0516 1905 S06C		1/4" x 28	28	5.16	10.01	11	19.05	65	6
4HTMA 0615 2398 S08C	5/16" x 18		18	6.15	12.7	9	23.98	65	8
4HTMA 0765 3018 S08C	3/8" x 16		16	7.65	15.9	10	30.18	65	8
4HTMA 0899 3444 S10C	7/16 x 14		14	8.99	18.16	10	34.44	75	10
4HTMA 1034 4105 S12C	1/2" x 13		13	10.34	19.58	10	41.05	80	12
4HTMA 1181 4445 S12C	9/16" x 12		12	11.81	23.29	11	44.45	80	12

4HTMS

4 Flutes Helix Thread Mills for Stainless Steels

4날 SUS 가공용 헬릭스 쓰레드밀



- SUS, 티타늄 합금 가공
 - 깊은 나사 가공을 위한 쿨런트 타입 헬릭컬 날
 - 다중 날로 구성되어 한번에 여러 나사산 생성으로 시간단축이 가능합니다.
 - 최대 나사 가공깊이 : 3xD2 (나사가공 직경)
 - 헬리코일 나사 가공이 가능합니다.
 - 오른나사 및 왼나사 작업이 모두 가능합니다.
- Thread Mills for SUS, Titanium alloys
 - Coolant type of helix flutes for deep threading.
 - With multiple flutes composition, it shortens threading time.
 - Maximum drilling depth: 3*D2 (Threading diameter)
 - It can be used for heli coil threading.
 - Both right and left threading are available.



521P

ISO 측정항목

단위 Unit: mm

Order Number	피치 규격		기초홀 직경 Guide Hole mm	날경 Diameter D	나사부 길이 Thread Length L1	유효장 Effective Length L2	전장 Overall Length L	생크 Shank Dia d
	Thread	Pitch						
외부 급유형 (Without coolant)								
4HTMS 024 090 S04 M3	M3	0.5	2.5	2.4	4.7	9	45	4
4HTMS 0315 120 S04 M4	M4	0.7	3.3	3.15	6.6	12	45	4
4HTMS 039 150 S04 M5	M5	0.8	4.2	3.9	7.6	15	50	4
4HTMS 048 180 S06 M6	M6	1	5	4.8	9.5	18	60	6
4HTMS 065 240 S08 M8	M8	1.25	6.8	6.5	13.1	24	65	8
4HTMS 082 300 S10 M10	M10	1.5	8.5	8.2	15.7	30	75	10
4HTMS 099 360 S10 M12	M12	1.75	10.2	9.9	18.4	36	85	10
4HTMS 116 420 S12 M14	M14	2	12	11.6	21	42	90	12
4HTMS 136 480 S14 M16	M16	2	14	13.6	25	48	100	14

내부 급유형 (With coolant)								
4HTMS 024 090 S04 M3C	M3	0.5	2.5	2.4	4.7	9	45	4
4HTMS 0315 120 S04 M4C	M4	0.7	3.3	3.15	6.6	12	45	4
4HTMS 039 150 S04 M5C	M5	0.8	4.2	3.9	7.6	15	50	4
4HTMS 048 180 S06 M6C	M6	1	5	4.8	9.5	18	60	6
4HTMS 065 240 S08 M8C	M8	1.25	6.8	6.5	13.1	24	65	8
4HTMS 082 300 S10 M10C	M10	1.5	8.5	8.2	15.7	30	75	10
4HTMS 099 360 S10 M12C	M12	1.75	10.2	9.9	18.4	36	85	10
4HTMS 116 420 S12 M14C	M14	2	12	11.6	21	42	90	12
4HTMS 136 480 S14 M16C	M16	2	14	13.6	25	48	100	14

American UN

단위 Unit: mm

Order Number	피치 규격 Thread			날경 Diameter D	나사부 길이 Thread Length L1	나사 산수 Number of threads	유효장 Effective Length L2	전장 Overall Length L	생크 Shank Dia d
	UNC	UNF	Pitch						

외부 급유형 (Without coolant)

4HTMS 0358 1585 S04	No.10-24		24	3.58	8.46	8	15.85	45	4
4HTMS 0414 1798 S06	No.12-24		24	4.14	9.6	9	17.98	65	6
4HTMS 0488 1905 S06	1/4" x 20		20	4.88	10.21	8	19.05	65	6
4HTMS 0516 1905 S06		1/4" x 28	28	5.16	10.01	11	19.05	65	6
4HTMS 0615 2398 S08	5/16" x 18		18	6.15	12.7	9	23.98	65	8
4HTMS 0765 3018 S08	3/8" x 16		16	7.65	15.9	10	30.18	65	8
4HTMS 0899 3444 S10	7/16 x 14		14	8.99	18.16	10	34.44	75	10
4HTMS 1034 4105 S12	1/2" x 13		13	10.34	19.58	10	41.05	80	12
4HTMS 1181 4445 S12	9/16" x 12		12	11.81	23.29	11	44.45	80	12

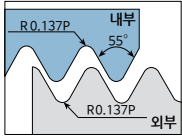
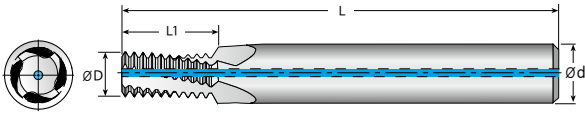
내부 급유형 (With coolant)

4HTMS 0358 1585 S04C	No.10-24		24	3.58	8.46	8	15.85	45	4
4HTMS 0414 1798 S06C	No.12-24		24	4.14	9.6	9	17.98	65	6
4HTMS 0488 1905 S06C	1/4" x 20		20	4.88	10.21	8	19.05	65	6
4HTMS 0516 1905 S06C		1/4" x 28	28	5.16	10.01	11	19.05	65	6
4HTMS 0615 2398 S08C	5/16" x 18		18	6.15	12.7	9	23.98	65	8
4HTMS 0765 3018 S08C	3/8" x 16		16	7.65	15.9	10	30.18	65	8
4HTMS 0899 3444 S10C	7/16 x 14		14	8.99	18.16	10	34.44	75	10
4HTMS 1034 4105 S12C	1/2" x 13		13	10.34	19.58	10	41.05	80	12
4HTMS 1181 4445 S12C	9/16" x 12		12	11.81	23.29	11	44.45	80	12

4HBSP

4 Flutes Pipe Parallel Thread Mills for Multi Purpose

4날 범용 관용 평행 나사 가공 쓰레드밀



- 규격 정의 : B.S.2779:1956
- 공차 등급 : Medium class

4

UWC
초미립자

TISIN-S
Coating

15°
Helix Angle

R
Rotation

CUTTING
DATA

520P

American UN

단위 Unit: mm

Order Number	나사 가능 규격 Thread	피치 규격 Pitch (TPI)	날수 Flutes Z	산수 Teeth Zt	날경 Diameter D	나사부 길이 Thread Length L1	전장 Overall Length L	샙크 Shank Dia d
--------------	--------------------	----------------------	----------------	----------------	------------------	----------------------------	------------------------	-------------------

외부 급유형 (Without coolant)

4HBSP 060 0942 S06	1/16", 1/8"	28	4	10	6	9.42	60	6
New 4HBSP 060 1577 S06	1/16", 1/8"	28	4	17	6	15.77	60	6
4HBSP 080 1387 S08	1/4", 3/8"	19	4	10	8	13.87	65	8
New 4HBSP 100 2055 S10	1/4", 3/8"	19	4	15	10	20.55	75	10
4HBSP 120 1882 S12	1/2", 5/8", 3/4"	14	4	10	12	18.82	80	12
New 4HBSP 140 259 S14	3/8"	19	4	19	14	25.9	85	14
4HBSP 160 378 S16	1", 1 1/4", 1 1/2", 2"	11	4	16	16	37.8	105	16
New 4HBSP 160 3333 S16	1/2", 5/8", 3/4", 7/8"	14	4	18	16	33.33	95	16
New 4HBSP 160 5165 S16	1", 1 1/4", 1 1/2", 2", 2 1/2"	11	4	22	16	51.65	120	16

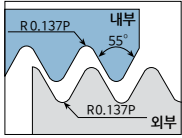
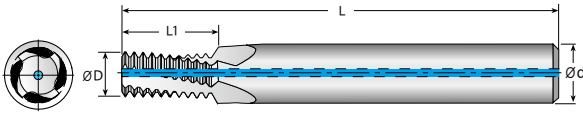
내부 급유형 (With coolant)

4HBSP 060 0942 S06C	1/16", 1/8"	28	4	10	6	9.42	60	6
New 4HBSP 060 1577 S06C	1/16", 1/8"	28	4	17	6	15.77	60	6
4HBSP 080 1387 S08C	1/4", 3/8"	19	4	10	8	13.87	65	8
New 4HBSP 100 2055 S10C	1/4", 3/8"	19	4	15	10	20.55	75	10
4HBSP 120 1882 S12C	1/2", 5/8", 3/4"	14	4	10	12	18.82	80	12
New 4HBSP 140 259 S14C	3/8"	19	4	19	14	25.9	85	14
4HBSP 160 378 S16C	1", 1 1/4", 1 1/2", 2"	11	4	16	16	37.8	105	16
New 4HBSP 160 3333 S16C	1/2", 5/8", 3/4", 7/8"	14	4	18	16	33.33	95	16
New 4HBSP 160 5165 S16C	1", 1 1/4", 1 1/2", 2", 2 1/2"	11	4	22	16	51.65	120	16


4HBSPA

4 Flutes Pipe Parallel Thread Mills for Aluminum

4날 알루미늄 관용 평행 나사 가공 쓰레드밀



- 규격 정의 : B.S.2779:1956
- 공차 등급 : Medium class



American UN

단위 Unit: mm

Order Number	나사 가능 규격 Thread	피치 규격 Pitch (TPI)	날수 Flutes Z	산수 Teeth Zt	날경 Diameter D	나사부 길이 Thread Length L1	전장 Overall Length L	샙크 Shank Dia d
4HBSPA 060 0942 S06	1/16", 1/8"	28	4	10	6	9.42	60	6
New 4HBSPA 060 1577 S06	1/16", 1/8"	28	4	17	6	15.77	60	6
4HBSPA 080 1387 S08	1/4", 3/8"	19	4	10	8	13.87	65	8
New 4HBSPA 100 2055 S10	1/4", 3/8"	19	4	15	10	20.55	75	10
4HBSPA 120 1882 S12	1/2", 5/8", 3/4"	14	4	10	12	18.82	80	12
New 4HBSPA 140 259 S14	3/8"	19	4	19	14	25.9	85	14
4HBSPA 160 378 S16	1", 1 1/4", 1 1/2", 2"	11	4	16	16	37.8	105	16
New 4HBSPA 160 3333 S16	1/2", 5/8", 3/4", 7/8"	14	4	18	16	33.33	95	16
New 4HBSPA 160 5165 S16	1", 1 1/4", 1 1/2", 2", 2 1/2"	11	4	22	16	51.65	120	16

외부 급유형 (Without coolant)

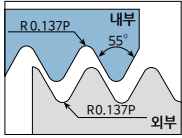
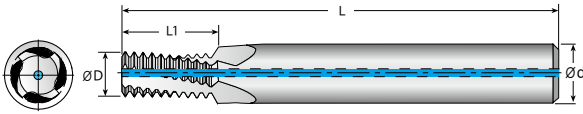
내부 급유형 (With coolant)

4HBSPA 060 0942 S06C	1/16", 1/8"	28	4	10	6	9.42	60	6
New 4HBSPA 060 1577 S06C	1/16", 1/8"	28	4	17	6	15.77	60	6
4HBSPA 080 1387 S08C	1/4", 3/8"	19	4	10	8	13.87	65	8
New 4HBSPA 100 2055 S10C	1/4", 3/8"	19	4	15	10	20.55	75	10
4HBSPA 120 1882 S12C	1/2", 5/8", 3/4"	14	4	10	12	18.82	80	12
New 4HBSPA 140 259 S14C	3/8"	19	4	19	14	25.9	85	14
4HBSPA 160 378 S16C	1", 1 1/4", 1 1/2", 2"	11	4	16	16	37.8	105	16
New 4HBSPA 160 3333 S16C	1/2", 5/8", 3/4", 7/8"	14	4	18	16	33.33	95	16
New 4HBSPA 160 5165 S16C	1", 1 1/4", 1 1/2", 2", 2 1/2"	11	4	22	16	51.65	120	16

4HBSPS

4 Flutes Pipe Parallel Thread Mills for Stainless Steels

4날 SUS 관용 평행 나사 가공 쓰레드밀



- 규격 정의 : B.S.2779:1956
- 공차 등급 : Medium class



520P

American UN

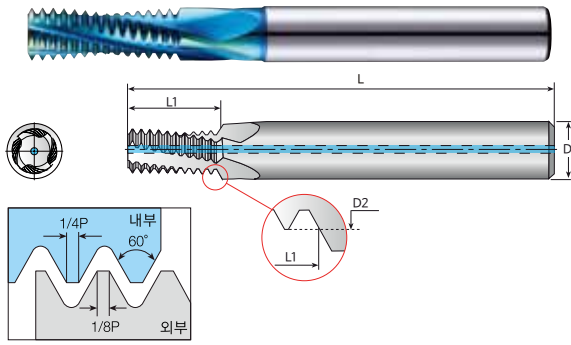
단위 Unit: mm

Order Number	나사 가능 규격 Thread	피치 규격 Pitch (TPI)	날수 Flutes Z	산수 Teeth Zt	날경 Diameter D	나사부 길이 Thread Length L1	전장 Overall Length L	샙크 Shank Dia d
4HBSPS 060 0942 S06	1/16", 1/8"	28	4	10	6	9.42	60	6
New 4HBSPS 060 1577 S06	1/16", 1/8"	28	4	17	6	15.77	60	6
4HBSPS 080 1387 S08	1/4", 3/8"	19	4	10	8	13.87	65	8
New 4HBSPS 100 2055 S10	1/4", 3/8"	19	4	15	10	20.55	75	10
4HBSPS 120 1882 S12	1/2", 5/8", 3/4"	14	4	10	12	18.82	80	12
New 4HBSPS 140 259 S14	3/8"	19	4	19	14	25.9	85	14
4HBSPS 160 378 S16	1", 1 1/4", 1 1/2", 2"	11	4	16	16	37.8	105	16
New 4HBSPS 160 3333 S16	1/2", 5/8", 3/4", 7/8"	14	4	18	16	33.33	95	16
New 4HBSPS 160 5165 S16	1", 1 1/4", 1 1/2", 2", 2 1/2"	11	4	22	16	51.65	120	16

외부 급유형 (Without coolant)

내부 급유형 (With coolant)

4HBSPS 060 0942 S06C	1/16", 1/8"	28	4	10	6	9.42	60	6
New 4HBSPS 060 1577 S06C	1/16", 1/8"	28	4	17	6	15.77	60	6
4HBSPS 080 1387 S08C	1/4", 3/8"	19	4	10	8	13.87	65	8
New 4HBSPS 100 2055 S10C	1/4", 3/8"	19	4	15	10	20.55	75	10
4HBSPS 120 1882 S12C	1/2", 5/8", 3/4"	14	4	10	12	18.82	80	12
New 4HBSPS 140 259 S14C	3/8"	19	4	19	14	25.9	85	14
4HBSPS 160 378 S16C	1", 1 1/4", 1 1/2", 2"	11	4	16	16	37.8	105	16
New 4HBSPS 160 3333 S16C	1/2", 5/8", 3/4", 7/8"	14	4	18	16	33.33	95	16
New 4HBSPS 160 5165 S16C	1", 1 1/4", 1 1/2", 2", 2 1/2"	11	4	22	16	51.65	120	16



• 규격 범위 : R262 (DN 13)
• 공차 등급 : 6H



521P

ISO 측정항목

단위 Unit: mm

Order Number	피치 규격		날수 Flutes Z	날경 Diameter D	나사부 길이 Thread Length L1	전장 Overall Length L	샙크 Shank Dia d
	Thread	Pitch					

외부 급유형 (Without coolant)

4LTM 022 060 S06 M3	M3	0.5	4	2.2	6	60	6
4LTM 022 075 S06 M3	M3	0.5	4	2.2	7.5	60	6
4LTM 029 084 S06 M4	M4	0.7	4	2.9	8.4	60	6
4LTM 029 105 S06 M4	M4	0.7	4	2.9	10.5	60	6
4LTM 038 104 S06 M5	M5	0.8	4	3.8	10.4	60	6
4LTM 038 128 S06 M5	M5	0.8	4	3.8	12.8	60	6
4LTM 045 120 S06 M6	M6	1	4	4.5	12	60	6
4LTM 045 150 S06 M6	M6	1	4	4.5	15	60	6
4LTM 060 1625 S06 M8	M8	1.25	4	6	16.25	65	6
4LTM 060 200 S06 M8	M8	1.25	4	6	20	65	6
4LTM 075 210 S08 M10	M10	1.5	4	7.5	21	75	8
4LTM 075 255 S08 M10	M10	1.5	4	7.5	25.5	80	8
4LTM 095 245 S10 M12	M12	1.75	4	9.5	24.5	85	10
4LTM 095 315 S10 M12	M12	1.75	4	9.5	31.5	85	10
4LTM 100 280 S10 M14	M14	2	4	10	28	90	10
4LTM 100 360 S10 M14	M14	2	4	10	36	95	10
4LTM 120 320 S12 M16	M16	2	4	12	32	100	12
4LTM 120 400 S12 M16	M16	2	4	12	40	105	12
4LTM 140 375 S14 M18	M18	2.5	4	14	37.5	100	14
4LTM 140 450 S14 M18	M18	2.5	4	14	45	110	14
4LTM 160 400 S16 M20	M20	2.5	4	16	40	110	16
4LTM 160 500 S16 M20	M20	2.5	4	16	50	120	16

내부 급유형 (With coolant)

4LTM 045 120 S06 M6C	M6	1	4	4.5	12	60	6
4LTM 045 150 S06 M6C	M6	1	4	4.5	15	60	6
4LTM 060 1625 S06 M8C	M8	1.25	4	6	16.25	65	6
4LTM 060 200 S06 M8C	M8	1.25	4	6	20	65	6
4LTM 075 210 S08 M10C	M10	1.5	4	7.5	21	75	8
4LTM 075 255 S08 M10C	M10	1.5	4	7.5	25.5	80	8
4LTM 095 245 S10 M12C	M12	1.75	4	9.5	24.5	85	10
4LTM 095 315 S10 M12C	M12	1.75	4	9.5	31.5	85	10
4LTM 100 280 S10 M14C	M14	2	4	10	28	90	10
4LTM 100 360 S10 M14C	M14	2	4	10	36	95	10
4LTM 120 320 S12 M16C	M16	2	4	12	32	100	12
4LTM 120 400 S12 M16C	M16	2	4	12	40	105	12
4LTM 140 375 S14 M18C	M18	2.5	4	14	37.5	100	14
4LTM 140 450 S14 M18C	M18	2.5	4	14	45	110	14
4LTM 160 400 S16 M20C	M20	2.5	4	16	40	110	16
4LTM 160 500 S16 M20C	M20	2.5	4	16	50	120	16



American UN

단위 Unit: mm

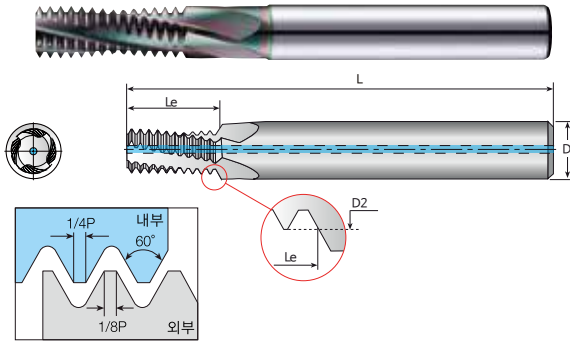
Order Number	피치규격 Thread			Pitch (TPI)	날수 Flutes Z	산수 Teeth Zt	날경 Diameter D	나사부 길이 Thread Length L1	전장 Overall Length L	샙크 Shank Dia d
	UNC	UNF	UNEF							
외부금유형 (Without coolant)										
4LTM 021 060 S04	No.4, No.5	No.6		40	4	9	2.1	6	45	4
4LTM 021 079 S04	No.4, No.5	No.6		40	4	12	2.1	7.9	45	4
4LTM 0255 075 S04	No.6, No.8	No.10	No.12	32	4	9	2.55	7.5	45	4
4LTM 0255 099 S04	No.6, No.8	No.10	No.12	32	4	12	2.55	9.9	45	4
4LTM 033 088 S04		No.8		36	4	12	3.3	8.8	45	4
4LTM 033 109 S04		No.8		36	4	15	3.3	10.9	45	4
4LTM 0358 099 S04	No.10, No.12	5/16 ~		24	4	9	3.58	9.9	45	4
4LTM 0358 131 S04	No.10, No.12	5/16 ~		24	4	12	3.58	13.1	45	4
4LTM 038 099 S04		No.10	No.12, 5/16 ~	32	4	12	3.8	9.9	45	4
4LTM 038 130 S04		No.10	No.12, 5/16 ~	32	4	16	3.8	13	45	4
4LTM 0415 110 S06	No.12	5/16 ~, 3/8 ~		24	4	10	4.15	11	60	6
4LTM 0415 152 S06	No.12	5/16 ~, 3/8 ~		24	4	14	4.15	15.2	60	6
4LTM 043 112 S06		No.12, 1/4 ~	7/16 ~	28	4	12	4.3	11.2	60	6
4LTM 043 149 S06		No.12, 1/4 ~	7/16 ~	28	4	16	4.3	14.9	60	6
4LTM 044 114 S06			No.12, 1/4 ~, 5/16 ~	32	4	14	4.4	11.4	60	6
4LTM 044 154 S06			No.12, 1/4 ~, 5/16 ~	32	4	19	4.4	15.4	60	6
4LTM 0488 132 S06	1/4 ~	7/16 ~, 1/2 ~		20	4	10	4.88	13.2	60	6
4LTM 0488 170 S06	1/4 ~	7/16 ~, 1/2 ~		20	4	13	4.88	17	60	6
4LTM 0515 131 S06		1/4 ~	7/16 ~, 1/2 ~	28	4	14	5.15	13.1	60	6
4LTM 0515 167 S06		1/4 ~	7/16 ~, 1/2 ~	28	4	18	5.15	16.7	60	6
4LTM 0615 160 S08	5/16 ~	9/16 ~, 5/8 ~		18	4	11	6.15	16	65	8
4LTM 0615 217 S08	5/16 ~	9/16 ~, 5/8 ~		18	4	15	6.15	21.7	75	8
4LTM 0668 163 S08		5/16 ~, 3/8 ~	9/16 ~	24	4	15	6.68	16.3	65	8
4LTM 0668 205 S08		5/16 ~, 3/8 ~	9/16 ~	24	4	19	6.68	20.5	75	8
4LTM 0765 196 S08	3/8 ~	3/4 ~		16	4	12	7.65	19.6	65	8
4LTM 0765 244 S08	3/8 ~	3/4 ~		16	4	15	7.65	24.4	75	8
4LTM 082 195 S10		3/8 ~	9/16 ~, 5/8 ~	24	4	18	8.2	19.5	75	10
4LTM 082 247 S10		3/8 ~	9/16 ~, 5/8 ~	24	4	23	8.2	24.7	80	10
4LTM 090 224 S10	7/16 ~	7/8 ~		14	4	12	9	22.4	75	10
4LTM 090 297 S10	7/16 ~	7/8 ~		14	4	16	9	29.7	80	10
4LTM 096 221 S10		7/16 ~, 1/2 ~	3/4 ~	20	4	17	9.6	22.1	75	10
4LTM 096 284 S10		7/16 ~, 1/2 ~	3/4 ~	20	4	22	9.6	28.4	80	10
4LTM 099 221 S10			7/16 ~, 1/2 ~	28	4	24	9.9	22.1	75	10
4LTM 099 285 S10			7/16 ~, 1/2 ~	28	4	31	9.9	28.5	80	10
4LTM 1035 261 S12	1/2 ~			13	4	13	10.35	26.1	80	12
4LTM 1035 339 S12	1/2 ~			13	4	17	10.35	33.9	90	12
4LTM 111 259 S12		1/2 ~	3/4 ~, 13/16 ~	20	4	20	11.1	25.9	80	12
4LTM 111 322 S12		1/2 ~	3/4 ~, 13/16 ~	20	4	25	11.1	32.2	90	12
4LTM 118 283 S12	9/16 ~	1 ~, 1-1/8 ~		12	4	13	11.8	28.3	80	12
4LTM 118 367 S12	9/16 ~	1 ~, 1-1/8 ~		12	4	17	11.8	36.7	90	12
4LTM 125 287 S14		9/16 ~, 5/8 ~	11/16 ~	18	4	20	12.5	28.7	95	14
4LTM 125 372 S14		9/16 ~, 5/8 ~	11/16 ~	18	4	26	12.5	37.2	100	14
4LTM 129 290 S14			9/16 ~, 5/8 ~, 11/16 ~	24	4	27	12.9	29	95	14
4LTM 129 364 S14			9/16 ~, 5/8 ~, 11/16 ~	24	4	34	12.9	36.4	100	14
4LTM 131 331 S14	5/8 ~			11	4	14	13.1	33.1	95	14
4LTM 131 424 S14	5/8 ~			11	4	18	13.1	42.4	105	14
4LTM 141 316 S16		5/8 ~	11/16 ~, 1-1/8 ~	18	4	22	14.1	31.6	95	16
4LTM 141 414 S16		5/8 ~	11/16 ~, 1-1/8 ~	18	4	29	14.1	41.4	105	16
4LTM 159 390 S16	3/4 ~			10	4	15	15.9	39	100	16
4LTM 159 491 S16	3/4 ~			10	4	19	15.9	49.1	110	16
4LTM 160 387 S16		3/4 ~		16	4	24	16	38.7	105	16
4LTM 160 482 S16		3/4 ~		16	4	30	16	48.2	115	16
4LTM 160 386 S16			3/4 ~, 13/16 ~, 7/8 ~	20	4	30	16	38.6	105	16
4LTM 160 487 S16			3/4 ~, 13/16 ~, 7/8 ~	20	4	38	16	48.7	115	16
4LTM 160 461 S16	7/8 ~			9	4	16	16	46.1	110	16
4LTM 160 442 S16		7/8 ~		14	4	24	16	44.2	110	16
4LTM 160 519 S16	1 ~			8	4	16	16	51.9	120	16
4LTM 160 515 S16		1 ~, 1-1/8 ~, 1-1/2 ~		12	4	24	16	51.5	120	16



American UN

단위 Unit: mm

Order Number	피치규격 Thread			Pitch (TPI)	날수 Flutes Z	산수 Teeth Zt	날경 Diameter D	나사부 길이 Thread Length L1	전장 Overall Length L	샙크 Shank Dia d
	UNC	UNF	UNEF							
내부 급유형 (With coolant)										
4LTM 0358 099 S04C	No.10, No.12	5/16 ~		24	4	9	3.58	9.9	45	4
4LTM 0358 131 S04C	No.10, No.12	5/16 ~		24	4	12	3.58	13.1	45	4
4LTM 038 099 S04C		No.10	No.12, 5/16 ~	32	4	12	3.8	9.9	45	4
4LTM 038 130 S04C		No.10	No.12, 5/16 ~	32	4	16	3.8	13	45	4
4LTM 0415 110 S06C	No.12	5/16 ~, 3/8 ~		24	4	10	4.15	11	60	6
4LTM 0415 152 S06C	No.12	5/16 ~, 3/8 ~		24	4	14	4.15	15.2	60	6
4LTM 043 112 S06C		No.12, 1/4 ~	7/16 ~	28	4	12	4.3	11.2	60	6
4LTM 043 149 S06C		No.12, 1/4 ~	7/16 ~	28	4	16	4.3	14.9	60	6
4LTM 044 114 S06C			No.12, 1/4 ~, 5/16 ~	32	4	14	4.4	11.4	60	6
4LTM 044 154 S06C			No.12, 1/4 ~, 5/16 ~	32	4	19	4.4	15.4	60	6
4LTM 0488 132 S06C	1/4 ~	7/16 ~, 1/2 ~		20	4	10	4.88	13.2	60	6
4LTM 0488 170 S06C	1/4 ~	7/16 ~, 1/2 ~		20	4	13	4.88	17	60	6
4LTM 0515 131 S06C		1/4 ~	7/16 ~, 1/2 ~	28	4	14	5.15	13.1	60	6
4LTM 0515 167 S06C		1/4 ~	7/16 ~, 1/2 ~	28	4	18	5.15	16.7	60	6
4LTM 0615 160 S08C	5/16 ~	9/16 ~, 5/8 ~		18	4	11	6.15	16	65	8
4LTM 0615 217 S08C	5/16 ~	9/16 ~, 5/8 ~		18	4	15	6.15	21.7	75	8
4LTM 0668 163 S08C		5/16 ~, 3/8 ~	9/16 ~	24	4	15	6.68	16.3	65	8
4LTM 0668 205 S08C		5/16 ~, 3/8 ~	9/16 ~	24	4	19	6.68	20.5	75	8
4LTM 0765 196 S08C	3/8 ~	3/4 ~		16	4	12	7.65	19.6	65	8
4LTM 0765 244 S08C	3/8 ~	3/4 ~		16	4	15	7.65	24.4	75	8
4LTM 082 195 S10C		3/8 ~	9/16 ~, 5/8 ~	24	4	18	8.2	19.5	75	10
4LTM 082 247 S10C		3/8 ~	9/16 ~, 5/8 ~	24	4	23	8.2	24.7	80	10
4LTM 090 224 S10C	7/16 ~	7/8 ~		14	4	12	9	22.4	75	10
4LTM 090 297 S10C	7/16 ~	7/8 ~		14	4	16	9	29.7	80	10
4LTM 096 221 S10C		7/16 ~, 1/2 ~	3/4 ~	20	4	17	9.6	22.1	75	10
4LTM 096 284 S10C		7/16 ~, 1/2 ~	3/4 ~	20	4	22	9.6	28.4	80	10
4LTM 099 221 S10C			7/16 ~, 1/2 ~	28	4	24	9.9	22.1	75	10
4LTM 099 285 S10C			7/16 ~, 1/2 ~	28	4	31	9.9	28.5	80	10
4LTM 1035 261 S12C	1/2 ~			13	4	13	10.35	26.1	80	12
4LTM 1035 339 S12C	1/2 ~			13	4	17	10.35	33.9	90	12
4LTM 111 259 S12C		1/2 ~	3/4 ~, 13/16 ~	20	4	20	11.1	25.9	80	12
4LTM 111 322 S12C		1/2 ~	3/4 ~, 13/16 ~	20	4	25	11.1	32.2	90	12
4LTM 118 283 S12C	9/16 ~	1 ~, 1-1/8 ~		12	4	13	11.8	28.3	80	12
4LTM 118 367 S12C	9/16 ~	1 ~, 1-1/8 ~		12	4	17	11.8	36.7	90	12
4LTM 125 287 S14C		9/16 ~, 5/8 ~	11/16 ~	18	4	20	12.5	28.7	95	14
4LTM 125 372 S14C		9/16 ~, 5/8 ~	11/16 ~	18	4	26	12.5	37.2	100	14
4LTM 129 290 S14C			9/16 ~, 5/8 ~, 11/16 ~	24	4	27	12.9	29	95	14
4LTM 129 364 S14C			9/16 ~, 5/8 ~, 11/16 ~	24	4	34	12.9	36.4	100	14
4LTM 131 331 S14C	5/8 ~			11	4	14	13.1	33.1	95	14
4LTM 131 424 S14C	5/8 ~			11	4	18	13.1	42.4	105	14
4LTM 141 316 S16C		5/8 ~	11/16 ~, 1-1/8 ~	18	4	22	14.1	31.6	95	16
4LTM 141 414 S16C		5/8 ~	11/16 ~, 1-1/8 ~	18	4	29	14.1	41.4	105	16
4LTM 159 390 S16C	3/4 ~			10	4	15	15.9	39	100	16
4LTM 159 491 S16C	3/4 ~			10	4	19	15.9	49.1	110	16
4LTM 160 387 S16C		3/4 ~		16	4	24	16	38.7	105	16
4LTM 160 482 S16C		3/4 ~		16	4	30	16	48.2	115	16
4LTM 160 386 S16C			3/4 ~, 13/16 ~, 7/8 ~	20	4	30	16	38.6	105	16
4LTM 160 487 S16C			3/4 ~, 13/16 ~, 7/8 ~	20	4	38	16	48.7	115	16
4LTM 160 461 S16C	7/8 ~			9	4	16	16	46.1	110	16
4LTM 160 442 S16C		7/8 ~		14	4	24	16	44.2	110	16
4LTM 160 519 S16C	1 ~			8	4	16	16	51.9	120	16
4LTM 160 515 S16C		1 ~, 1-1/8 ~, 1-1/2 ~		12	4	24	16	51.5	120	16



• 규격 정의 : R262 (DN 13)
• 공차 등급 : 6H



521P

ISO 측정항목

단위 Unit: mm

Order Number	피치 규격		날수 Flutes Z	날경 Diameter D	나사부 길이 Thread Length L1	전장 Overall Length L	샙크 Shank Dia d
	Thread	Pitch					

외부 급유형 (Without coolant)

4LTMA 022 060 S06 M3	M3	0.5	4	2.2	6	60	6
4LTMA 022 075 S06 M3	M3	0.5	4	2.2	7.5	60	6
4LTMA 029 084 S06 M4	M4	0.7	4	2.9	8.4	60	6
4LTMA 029 105 S06 M4	M4	0.7	4	2.9	10.5	60	6
4LTMA 038 104 S06 M5	M5	0.8	4	3.8	10.4	60	6
4LTMA 038 128 S06 M5	M5	0.8	4	3.8	12.8	60	6
4LTMA 045 120 S06 M6	M6	1	4	4.5	12	60	6
4LTMA 045 150 S06 M6	M6	1	4	4.5	15	60	6
4LTMA 060 1625 S06 M8	M8	1.25	4	6	16.25	65	6
4LTMA 060 200 S06 M8	M8	1.25	4	6	20	65	6
4LTMA 075 210 S08 M10	M10	1.5	4	7.5	21	75	8
4LTMA 075 255 S08 M10	M10	1.5	4	7.5	25.5	80	8
4LTMA 095 245 S10 M12	M12	1.75	4	9.5	24.5	85	10
4LTMA 095 315 S10 M12	M12	1.75	4	9.5	31.5	85	10
4LTMA 100 280 S10 M14	M14	2	4	10	28	90	10
4LTMA 100 360 S10 M14	M14	2	4	10	36	95	10
4LTMA 120 320 S12 M16	M16	2	4	12	32	100	12
4LTMA 120 400 S12 M16	M16	2	4	12	40	105	12
4LTMA 140 375 S14 M18	M18	2.5	4	14	37.5	100	14
4LTMA 140 450 S14 M18	M18	2.5	4	14	45	110	14
4LTMA 160 400 S16 M20	M20	2.5	4	16	40	110	16
4LTMA 160 500 S16 M20	M20	2.5	4	16	50	120	16

내부 급유형 (With coolant)

4LTMA 045 120 S06 M6C	M6	1	4	4.5	12	60	6
4LTMA 045 150 S06 M6C	M6	1	4	4.5	15	60	6
4LTMA 060 1625 S06 M8C	M8	1.25	4	6	16.25	65	6
4LTMA 060 200 S06 M8C	M8	1.25	4	6	20	65	6
4LTMA 075 210 S08 M10C	M10	1.5	4	7.5	21	75	8
4LTMA 075 255 S08 M10C	M10	1.5	4	7.5	25.5	80	8
4LTMA 095 245 S10 M12C	M12	1.75	4	9.5	24.5	85	10
4LTMA 095 315 S10 M12C	M12	1.75	4	9.5	31.5	85	10
4LTMA 100 280 S10 M14C	M14	2	4	10	28	90	10
4LTMA 100 360 S10 M14C	M14	2	4	10	36	95	10
4LTMA 120 320 S12 M16C	M16	2	4	12	32	100	12
4LTMA 120 400 S12 M16C	M16	2	4	12	40	105	12
4LTMA 140 375 S14 M18C	M18	2.5	4	14	37.5	100	14
4LTMA 140 450 S14 M18C	M18	2.5	4	14	45	110	14
4LTMA 160 400 S16 M20C	M20	2.5	4	16	40	110	16
4LTMA 160 500 S16 M20C	M20	2.5	4	16	50	120	16

American UN

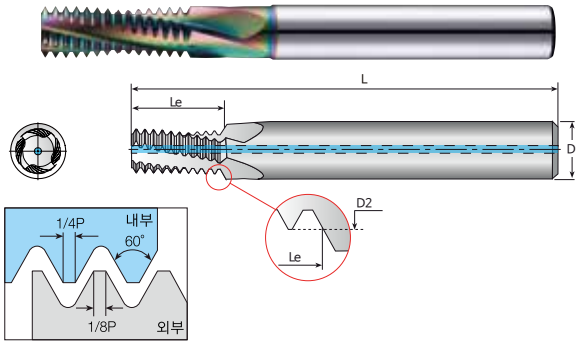
단위 Unit: mm

Order Number	피치규격 Thread			Pitch (TPI)	날수 Flutes Z	산수 Teeth Zt	날경 Diameter D	나사부 길이 Thread Length L1	전장 Overall Length L	샹크 Shank Dia d
	UNC	UNF	UNEF							
외부 급유형 (Without coolant)										
4LTMA 021 060 S04	No.4, No.5	No.6		40	4	9	2.1	6	45	4
4LTMA 021 079 S04	No.4, No.5	No.6		40	4	12	2.1	7.9	45	4
4LTMA 0255 075 S04	No.6, No.8	No.10	No.12	32	4	9	2.55	7.5	45	4
4LTMA 0255 099 S04	No.6, No.8	No.10	No.12	32	4	12	2.55	9.9	45	4
4LTMA 033 088 S04		No.8		36	4	12	3.3	8.8	45	4
4LTMA 033 109 S04		No.8		36	4	15	3.3	10.9	45	4
4LTMA 0358 099 S04	No.10, No.12	5/16 ~		24	4	9	3.58	9.9	45	4
4LTMA 0358 131 S04	No.10, No.12	5/16 ~		24	4	12	3.58	13.1	45	4
4LTMA 038 099 S04		No.10	No.12, 5/16 ~	32	4	12	3.8	9.9	45	4
4LTMA 038 130 S04		No.10	No.12, 5/16 ~	32	4	16	3.8	13	45	4
4LTMA 0415 110 S06	No.12	5/16 ~, 3/8 ~		24	4	10	4.15	11	60	6
4LTMA 0415 152 S06	No.12	5/16 ~, 3/8 ~		24	4	14	4.15	15.2	60	6
4LTMA 043 112 S06		No.12, 1/4 ~	7/16 ~	28	4	12	4.3	11.2	60	6
4LTMA 043 149 S06		No.12, 1/4 ~	7/16 ~	28	4	16	4.3	14.9	60	6
4LTMA 044 114 S06			No.12, 1/4 ~, 5/16 ~	32	4	14	4.4	11.4	60	6
4LTMA 044 154 S06			No.12, 1/4 ~, 5/16 ~	32	4	19	4.4	15.4	60	6
4LTMA 0488 132 S06	1/4 ~	7/16 ~, 1/2 ~		20	4	10	4.88	13.2	60	6
4LTMA 0488 170 S06	1/4 ~	7/16 ~, 1/2 ~		20	4	13	4.88	17	60	6
4LTMA 0515 131 S06		1/4 ~	7/16 ~, 1/2 ~	28	4	14	5.15	13.1	60	6
4LTMA 0515 167 S06		1/4 ~	7/16 ~, 1/2 ~	28	4	18	5.15	16.7	60	6
4LTMA 0615 160 S08	5/16 ~	9/16 ~, 5/8 ~		18	4	11	6.15	16	65	8
4LTMA 0615 217 S08	5/16 ~	9/16 ~, 5/8 ~		18	4	15	6.15	21.7	75	8
4LTMA 0668 163 S08		5/16 ~, 3/8 ~	9/16 ~	24	4	15	6.68	16.3	65	8
4LTMA 0668 205 S08		5/16 ~, 3/8 ~	9/16 ~	24	4	19	6.68	20.5	75	8
4LTMA 0765 196 S08	3/8 ~	3/4 ~		16	4	12	7.65	19.6	65	8
4LTMA 0765 244 S08	3/8 ~	3/4 ~		16	4	15	7.65	24.4	75	8
4LTMA 082 195 S10		3/8 ~	9/16 ~, 5/8 ~	24	4	18	8.2	19.5	75	10
4LTMA 082 247 S10		3/8 ~	9/16 ~, 5/8 ~	24	4	23	8.2	24.7	80	10
4LTMA 090 224 S10	7/16 ~	7/8 ~		14	4	12	9	22.4	75	10
4LTMA 090 297 S10	7/16 ~	7/8 ~		14	4	16	9	29.7	80	10
4LTMA 096 221 S10		7/16 ~, 1/2 ~	3/4 ~	20	4	17	9.6	22.1	75	10
4LTMA 096 284 S10		7/16 ~, 1/2 ~	3/4 ~	20	4	22	9.6	28.4	80	10
4LTMA 099 221 S10			7/16 ~, 1/2 ~	28	4	24	9.9	22.1	75	10
4LTMA 099 285 S10			7/16 ~, 1/2 ~	28	4	31	9.9	28.5	80	10
4LTMA 1035 261 S12	1/2 ~			13	4	13	10.35	26.1	80	12
4LTMA 1035 339 S12	1/2 ~			13	4	17	10.35	33.9	90	12
4LTMA 111 259 S12		1/2 ~	3/4 ~, 13/16 ~	20	4	20	11.1	25.9	80	12
4LTMA 111 322 S12		1/2 ~	3/4 ~, 13/16 ~	20	4	25	11.1	32.2	90	12
4LTMA 118 283 S12	9/16 ~	1 ~, 1-1/8 ~		12	4	13	11.8	28.3	80	12
4LTMA 118 367 S12	9/16 ~	1 ~, 1-1/8 ~		12	4	17	11.8	36.7	90	12
4LTMA 125 287 S14		9/16 ~, 5/8 ~	11/16 ~	18	4	20	12.5	28.7	95	14
4LTMA 125 372 S14		9/16 ~, 5/8 ~	11/16 ~	18	4	26	12.5	37.2	100	14
4LTMA 129 290 S14			9/16 ~, 5/8 ~, 11/16 ~	24	4	27	12.9	29	95	14
4LTMA 129 364 S14			9/16 ~, 5/8 ~, 11/16 ~	24	4	34	12.9	36.4	100	14
4LTMA 131 331 S14	5/8 ~			11	4	14	13.1	33.1	95	14
4LTMA 131 424 S14	5/8 ~			11	4	18	13.1	42.4	105	14
4LTMA 141 316 S16		5/8 ~	11/16 ~, 1-1/8 ~	18	4	22	14.1	31.6	95	16
4LTMA 141 414 S16		5/8 ~	11/16 ~, 1-1/8 ~	18	4	29	14.1	41.4	105	16
4LTMA 159 390 S16	3/4 ~			10	4	15	15.9	39	100	16
4LTMA 159 491 S16	3/4 ~			10	4	19	15.9	49.1	110	16
4LTMA 160 387 S16		3/4 ~		16	4	24	16	38.7	105	16
4LTMA 160 482 S16		3/4 ~		16	4	30	16	48.2	115	16
4LTMA 160 386 S16			3/4 ~, 13/16 ~, 7/8 ~	20	4	30	16	38.6	105	16
4LTMA 160 487 S16			3/4 ~, 13/16 ~, 7/8 ~	20	4	38	16	48.7	115	16
4LTMA 160 461 S16	7/8 ~			9	4	16	16	46.1	110	16
4LTMA 160 442 S16		7/8 ~		14	4	24	16	44.2	110	16
4LTMA 160 519 S16	1 ~			8	4	16	16	51.9	120	16
4LTMA 160 515 S16		1 ~, 1-1/8 ~, 1-1/2 ~		12	4	24	16	51.5	120	16

American UN

단위 Unit: mm

Order Number	피치규격 Thread			Pitch (TPI)	날수 Flutes Z	산수 Teeth Zt	날경 Diameter D	나사부 길이 Thread Length L1	전장 Overall Length L	샙크 Shank Dia d
	UNC	UNF	UNEF							
내부 급유형 (With coolant)										
4LTMA 0358 099 S04C	No.10, No.12	5/16 ~		24	4	9	3.58	9.9	45	4
4LTMA 0358 131 S04C	No.10, No.12	5/16 ~		24	4	12	3.58	13.1	45	4
4LTMA 038 099 S04C		No.10	No.12, 5/16 ~	32	4	12	3.8	9.9	45	4
4LTMA 038 130 S04C		No.10	No.12, 5/16 ~	32	4	16	3.8	13	45	4
4LTMA 0415 110 S06C	No.12	5/16 ~, 3/8 ~		24	4	10	4.15	11	60	6
4LTMA 0415 152 S06C	No.12	5/16 ~, 3/8 ~		24	4	14	4.15	15.2	60	6
4LTMA 043 112 S06C		No.12, 1/4 ~	7/16 ~	28	4	12	4.3	11.2	60	6
4LTMA 043 149 S06C		No.12, 1/4 ~	7/16 ~	28	4	16	4.3	14.9	60	6
4LTMA 044 114 S06C			No.12, 1/4 ~, 5/16 ~	32	4	14	4.4	11.4	60	6
4LTMA 044 154 S06C			No.12, 1/4 ~, 5/16 ~	32	4	19	4.4	15.4	60	6
4LTMA 0488 132 S06C	1/4 ~	7/16 ~, 1/2 ~		20	4	10	4.88	13.2	60	6
4LTMA 0488 170 S06C	1/4 ~	7/16 ~, 1/2 ~		20	4	13	4.88	17	60	6
4LTMA 0515 131 S06C		1/4 ~	7/16 ~, 1/2 ~	28	4	14	5.15	13.1	60	6
4LTMA 0515 167 S06C		1/4 ~	7/16 ~, 1/2 ~	28	4	18	5.15	16.7	60	6
4LTMA 0615 160 S08C	5/16 ~	9/16 ~, 5/8 ~		18	4	11	6.15	16	65	8
4LTMA 0615 217 S08C	5/16 ~	9/16 ~, 5/8 ~		18	4	15	6.15	21.7	75	8
4LTMA 0668 163 S08C		5/16 ~, 3/8 ~	9/16 ~	24	4	15	6.68	16.3	65	8
4LTMA 0668 205 S08C		5/16 ~, 3/8 ~	9/16 ~	24	4	19	6.68	20.5	75	8
4LTMA 0765 196 S08C	3/8 ~	3/4 ~		16	4	12	7.65	19.6	65	8
4LTMA 0765 244 S08C	3/8 ~	3/4 ~		16	4	15	7.65	24.4	75	8
4LTMA 082 195 S10C		3/8 ~	9/16 ~, 5/8 ~	24	4	18	8.2	19.5	75	10
4LTMA 082 247 S10C		3/8 ~	9/16 ~, 5/8 ~	24	4	23	8.2	24.7	80	10
4LTMA 090 224 S10C	7/16 ~	7/8 ~		14	4	12	9	22.4	75	10
4LTMA 090 297 S10C	7/16 ~	7/8 ~		14	4	16	9	29.7	80	10
4LTMA 096 221 S10C		7/16 ~, 1/2 ~	3/4 ~	20	4	17	9.6	22.1	75	10
4LTMA 096 284 S10C		7/16 ~, 1/2 ~	3/4 ~	20	4	22	9.6	28.4	80	10
4LTMA 099 221 S10C			7/16 ~, 1/2 ~	28	4	24	9.9	22.1	75	10
4LTMA 099 285 S10C			7/16 ~, 1/2 ~	28	4	31	9.9	28.5	80	10
4LTMA 1035 261 S12C	1/2 ~			13	4	13	10.35	26.1	80	12
4LTMA 1035 339 S12C	1/2 ~			13	4	17	10.35	33.9	90	12
4LTMA 111 259 S12C		1/2 ~	3/4 ~, 13/16 ~	20	4	20	11.1	25.9	80	12
4LTMA 111 322 S12C		1/2 ~	3/4 ~, 13/16 ~	20	4	25	11.1	32.2	90	12
4LTMA 118 283 S12C	9/16 ~	1 ~, 1-1/8 ~		12	4	13	11.8	28.3	80	12
4LTMA 118 367 S12C	9/16 ~	1 ~, 1-1/8 ~		12	4	17	11.8	36.7	90	12
4LTMA 125 287 S14C		9/16 ~, 5/8 ~	11/16 ~	18	4	20	12.5	28.7	95	14
4LTMA 125 372 S14C		9/16 ~, 5/8 ~	11/16 ~	18	4	26	12.5	37.2	100	14
4LTMA 129 290 S14C			9/16 ~, 5/8 ~, 11/16 ~	24	4	27	12.9	29	95	14
4LTMA 129 364 S14C			9/16 ~, 5/8 ~, 11/16 ~	24	4	34	12.9	36.4	100	14
4LTMA 131 331 S14C	5/8 ~			11	4	14	13.1	33.1	95	14
4LTMA 131 424 S14C	5/8 ~			11	4	18	13.1	42.4	105	14
4LTMA 141 316 S16C		5/8 ~	11/16 ~, 1-1/8 ~	18	4	22	14.1	31.6	95	16
4LTMA 141 414 S16C		5/8 ~	11/16 ~, 1-1/8 ~	18	4	29	14.1	41.4	105	16
4LTMA 159 390 S16C	3/4 ~			10	4	15	15.9	39	100	16
4LTMA 159 491 S16C	3/4 ~			10	4	19	15.9	49.1	110	16
4LTMA 160 387 S16C		3/4 ~		16	4	24	16	38.7	105	16
4LTMA 160 482 S16C		3/4 ~		16	4	30	16	48.2	115	16
4LTMA 160 386 S16C			3/4 ~, 13/16 ~, 7/8 ~	20	4	30	16	38.6	105	16
4LTMA 160 487 S16C			3/4 ~, 13/16 ~, 7/8 ~	20	4	38	16	48.7	115	16
4LTMA 160 461 S16C	7/8 ~			9	4	16	16	46.1	110	16
4LTMA 160 442 S16C		7/8 ~		14	4	24	16	44.2	110	16
4LTMA 160 519 S16C	1 ~			8	4	16	16	51.9	120	16
4LTMA 160 515 S16C		1 ~, 1-1/8 ~, 1-1/2 ~		12	4	24	16	51.5	120	16



• 규격 정의 : R262 (DN 13)
• 공차 등급 : 6H



521P

ISO 측정항목

단위 Unit: mm

Order Number	피치 규격		날수 Flutes Z	날경 Diameter D	나사부 길이 Thread Length L1	전장 Overall Length L	샹크 Shank Dia d
	Thread	Pitch					

외부 급유형 (Without coolant)

4LTMS 022 060 S06 M3	M3	0.5	4	2.2	6	60	6
4LTMS 022 075 S06 M3	M3	0.5	4	2.2	7.5	60	6
4LTMS 029 084 S06 M4	M4	0.7	4	2.9	8.4	60	6
4LTMS 029 105 S06 M4	M4	0.7	4	2.9	10.5	60	6
4LTMS 038 104 S06 M5	M5	0.8	4	3.8	10.4	60	6
4LTMS 038 128 S06 M5	M5	0.8	4	3.8	12.8	60	6
4LTMS 045 120 S06 M6	M6	1	4	4.5	12	60	6
4LTMS 045 150 S06 M6	M6	1	4	4.5	15	60	6
4LTMS 060 1625 S06 M8	M8	1.25	4	6	16.25	65	6
4LTMS 060 200 S06 M8	M8	1.25	4	6	20	65	6
4LTMS 075 210 S08 M10	M10	1.5	4	7.5	21	75	8
4LTMS 075 255 S08 M10	M10	1.5	4	7.5	25.5	80	8
4LTMS 095 245 S10 M12	M12	1.75	4	9.5	24.5	85	10
4LTMS 095 315 S10 M12	M12	1.75	4	9.5	31.5	85	10
4LTMS 100 280 S10 M14	M14	2	4	10	28	90	10
4LTMS 100 360 S10 M14	M14	2	4	10	36	95	10
4LTMS 120 320 S12 M16	M16	2	4	12	32	100	12
4LTMS 120 400 S12 M16	M16	2	4	12	40	105	12
4LTMS 140 375 S14 M18	M18	2.5	4	14	37.5	100	14
4LTMS 140 450 S14 M18	M18	2.5	4	14	45	110	14
4LTMS 160 400 S16 M20	M20	2.5	4	16	40	110	16
4LTMS 160 500 S16 M20	M20	2.5	4	16	50	120	16

내부 급유형 (With coolant)

4LTMS 045 120 S06 M6C	M6	1	4	4.5	12	60	6
4LTMS 045 150 S06 M6C	M6	1	4	4.5	15	60	6
4LTMS 060 1625 S06 M8C	M8	1.25	4	6	16.25	65	6
4LTMS 060 200 S06 M8C	M8	1.25	4	6	20	65	6
4LTMS 075 210 S08 M10C	M10	1.5	4	7.5	21	75	8
4LTMS 075 255 S08 M10C	M10	1.5	4	7.5	25.5	80	8
4LTMS 095 245 S10 M12C	M12	1.75	4	9.5	24.5	85	10
4LTMS 095 315 S10 M12C	M12	1.75	4	9.5	31.5	85	10
4LTMS 100 280 S10 M14C	M14	2	4	10	28	90	10
4LTMS 100 360 S10 M14C	M14	2	4	10	36	95	10
4LTMS 120 320 S12 M16C	M16	2	4	12	32	100	12
4LTMS 120 400 S12 M16C	M16	2	4	12	40	105	12
4LTMS 140 375 S14 M18C	M18	2.5	4	14	37.5	100	14
4LTMS 140 450 S14 M18C	M18	2.5	4	14	45	110	14
4LTMS 160 400 S16 M20C	M20	2.5	4	16	40	110	16
4LTMS 160 500 S16 M20C	M20	2.5	4	16	50	120	16

American UN

단위 Unit: mm

Order Number	피치규격 Thread			Pitch (TPI)	날수 Flutes Z	산수 Teeth Zt	날경 Diameter D	나사부 길이 Thread Length L1	전장 Overall Length L	샙크 Shank Dia d
	UNC	UNF	UNEF							

외부 급유형 (Without coolant)

4LTMS 021 060 S04	No.4, No.5	No.6		40	4	9	2.1	6	45	4
4LTMS 021 079 S04	No.4, No.5	No.6		40	4	12	2.1	7.9	45	4
4LTMS 0255 075 S04	No.6, No.8	No.10	No.12	32	4	9	2.55	7.5	45	4
4LTMS 0255 099 S04	No.6, No.8	No.10	No.12	32	4	12	2.55	9.9	45	4
4LTMS 033 088 S04		No.8		36	4	12	3.3	8.8	45	4
4LTMS 033 109 S04		No.8		36	4	15	3.3	10.9	45	4
4LTMS 0358 099 S04	No.10, No.12	5/16"		24	4	9	3.58	9.9	45	4
4LTMS 0358 131 S04	No.10, No.12	5/16"		24	4	12	3.58	13.1	45	4
4LTMS 038 099 S04		No.10	No.12, 5/16"	32	4	12	3.8	9.9	45	4
4LTMS 038 130 S04		No.10	No.12, 5/16"	32	4	16	3.8	13	45	4
4LTMS 0415 110 S06	No.12	5/16", 3/8"		24	4	10	4.15	11	60	6
4LTMS 0415 152 S06	No.12	5/16", 3/8"		24	4	14	4.15	15.2	60	6
4LTMS 043 112 S06		No.12, 1/4"	7/16"	28	4	12	4.3	11.2	60	6
4LTMS 043 149 S06		No.12, 1/4"	7/16"	28	4	16	4.3	14.9	60	6
4LTMS 044 114 S06			No.12, 1/4", 5/16"	32	4	14	4.4	11.4	60	6
4LTMS 044 154 S06			No.12, 1/4", 5/16"	32	4	19	4.4	15.4	60	6
4LTMS 0488 132 S06	1/4"	7/16", 1/2"		20	4	10	4.88	13.2	60	6
4LTMS 0488 170 S06	1/4"	7/16", 1/2"		20	4	13	4.88	17	60	6
4LTMS 0515 131 S06		1/4"	7/16", 1/2"	28	4	14	5.15	13.1	60	6
4LTMS 0515 167 S06		1/4"	7/16", 1/2"	28	4	18	5.15	16.7	60	6
4LTMS 0615 160 S08	5/16"	9/16", 5/8"		18	4	11	6.15	16	65	8
4LTMS 0615 217 S08	5/16"	9/16", 5/8"		18	4	15	6.15	21.7	75	8
4LTMS 0668 163 S08		5/16", 3/8"	9/16"	24	4	15	6.68	16.3	65	8
4LTMS 0668 205 S08		5/16", 3/8"	9/16"	24	4	19	6.68	20.5	75	8
4LTMS 0765 196 S08	3/8"	3/4"		16	4	12	7.65	19.6	65	8
4LTMS 0765 244 S08	3/8"	3/4"		16	4	15	7.65	24.4	75	8
4LTMS 082 195 S10		3/8"	9/16", 5/8"	24	4	18	8.2	19.5	75	10
4LTMS 082 247 S10		3/8"	9/16", 5/8"	24	4	23	8.2	24.7	80	10
4LTMS 090 224 S10	7/16"	7/8"		14	4	12	9	22.4	75	10
4LTMS 090 297 S10	7/16"	7/8"		14	4	16	9	29.7	80	10
4LTMS 096 221 S10		7/16", 1/2"	3/4"	20	4	17	9.6	22.1	75	10
4LTMS 096 284 S10		7/16", 1/2"	3/4"	20	4	22	9.6	28.4	80	10
4LTMS 099 221 S10			7/16", 1/2"	28	4	24	9.9	22.1	75	10
4LTMS 099 285 S10			7/16", 1/2"	28	4	31	9.9	28.5	80	10
4LTMS 1035 261 S12	1/2"			13	4	13	10.35	26.1	80	12
4LTMS 1035 339 S12	1/2"			13	4	17	10.35	33.9	90	12
4LTMS 111 259 S12		1/2"	3/4", 13/16"	20	4	20	11.1	25.9	80	12
4LTMS 111 322 S12		1/2"	3/4", 13/16"	20	4	25	11.1	32.2	90	12
4LTMS 118 283 S12	9/16"	1", 1-1/8"		12	4	13	11.8	28.3	80	12
4LTMS 118 367 S12	9/16"	1", 1-1/8"		12	4	17	11.8	36.7	90	12
4LTMS 125 287 S14		9/16", 5/8"	11/16"	18	4	20	12.5	28.7	95	14
4LTMS 125 372 S14		9/16", 5/8"	11/16"	18	4	26	12.5	37.2	100	14
4LTMS 129 290 S14			9/16", 5/8", 11/16"	24	4	27	12.9	29	95	14
4LTMS 129 364 S14			9/16", 5/8", 11/16"	24	4	34	12.9	36.4	100	14
4LTMS 131 331 S14	5/8"			11	4	14	13.1	33.1	95	14
4LTMS 131 424 S14	5/8"			11	4	18	13.1	42.4	105	14
4LTMS 141 316 S16		5/8"	11/16", 1-1/8"	18	4	22	14.1	31.6	95	16
4LTMS 141 414 S16		5/8"	11/16", 1-1/8"	18	4	29	14.1	41.4	105	16
4LTMS 159 390 S16	3/4"			10	4	15	15.9	39	100	16
4LTMS 159 491 S16	3/4"			10	4	19	15.9	49.1	110	16
4LTMS 160 387 S16		3/4"		16	4	24	16	38.7	105	16
4LTMS 160 482 S16		3/4"		16	4	30	16	48.2	115	16
4LTMS 160 386 S16			3/4", 13/16", 7/8"	20	4	30	16	38.6	105	16
4LTMS 160 487 S16			3/4", 13/16", 7/8"	20	4	38	16	48.7	115	16
4LTMS 160 461 S16	7/8"			9	4	16	16	46.1	110	16
4LTMS 160 442 S16		7/8"		14	4	24	16	44.2	110	16
4LTMS 160 519 S16	1"			8	4	16	16	51.9	120	16
4LTMS 160 515 S16		1", 1-1/8", 1-1/2"		12	4	24	16	51.5	120	16

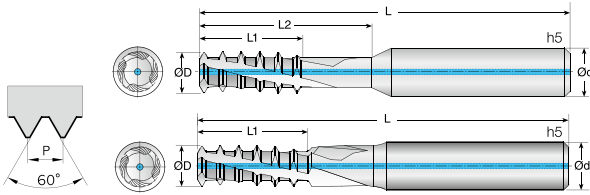



American UN

단위 Unit: mm

Order Number	파치규격 Thread			Pitch (TPI)	날수 Flutes Z	산수 Teeth Zt	날경 Diameter D	나사부 길이 Thread Length L1	전장 Overall Length L	샙크 Shank Dia d
	UNC	UNF	UNEF							
4LTMS 0358 099 S04C	No.10, No.12	5/16 ~		24	4	9	3.58	9.9	45	4
4LTMS 0358 131 S04C	No.10, No.12	5/16 ~		24	4	12	3.58	13.1	45	4
4LTMS 038 099 S04C		No.10	No.12, 5/16 ~	32	4	12	3.8	9.9	45	4
4LTMS 038 130 S04C		No.10	No.12, 5/16 ~	32	4	16	3.8	13	45	4
4LTMS 0415 110 S06C	No.12	5/16 ~, 3/8 ~		24	4	10	4.15	11	60	6
4LTMS 0415 152 S06C	No.12	5/16 ~, 3/8 ~		24	4	14	4.15	15.2	60	6
4LTMS 043 112 S06C		No.12, 1/4 ~	7/16 ~	28	4	12	4.3	11.2	60	6
4LTMS 043 149 S06C		No.12, 1/4 ~	7/16 ~	28	4	16	4.3	14.9	60	6
4LTMS 044 114 S06C			No.12, 1/4 ~, 5/16 ~	32	4	14	4.4	11.4	60	6
4LTMS 044 154 S06C			No.12, 1/4 ~, 5/16 ~	32	4	19	4.4	15.4	60	6
4LTMS 0488 132 S06C	1/4 ~	7/16 ~, 1/2 ~		20	4	10	4.88	13.2	60	6
4LTMS 0488 170 S06C	1/4 ~	7/16 ~, 1/2 ~		20	4	13	4.88	17	60	6
4LTMS 0515 131 S06C		1/4 ~	7/16 ~, 1/2 ~	28	4	14	5.15	13.1	60	6
4LTMS 0515 167 S06C		1/4 ~	7/16 ~, 1/2 ~	28	4	18	5.15	16.7	60	6
4LTMS 0615 160 S08C	5/16 ~	9/16 ~, 5/8 ~		18	4	11	6.15	16	65	8
4LTMS 0615 217 S08C	5/16 ~	9/16 ~, 5/8 ~		18	4	15	6.15	21.7	75	8
4LTMS 0668 163 S08C		5/16 ~, 3/8 ~	9/16 ~	24	4	15	6.68	16.3	65	8
4LTMS 0668 205 S08C		5/16 ~, 3/8 ~	9/16 ~	24	4	19	6.68	20.5	75	8
4LTMS 0765 196 S08C	3/8 ~	3/4 ~		16	4	12	7.65	19.6	65	8
4LTMS 0765 244 S08C	3/8 ~	3/4 ~		16	4	15	7.65	24.4	75	8
4LTMS 082 195 S10C		3/8 ~	9/16 ~, 5/8 ~	24	4	18	8.2	19.5	75	10
4LTMS 082 247 S10C		3/8 ~	9/16 ~, 5/8 ~	24	4	23	8.2	24.7	80	10
4LTMS 090 224 S10C	7/16 ~	7/8 ~		14	4	12	9	22.4	75	10
4LTMS 090 297 S10C	7/16 ~	7/8 ~		14	4	16	9	29.7	80	10
4LTMS 096 221 S10C		7/16 ~, 1/2 ~	3/4 ~	20	4	17	9.6	22.1	75	10
4LTMS 096 284 S10C		7/16 ~, 1/2 ~	3/4 ~	20	4	22	9.6	28.4	80	10
4LTMS 099 221 S10C			7/16 ~, 1/2 ~	28	4	24	9.9	22.1	75	10
4LTMS 099 285 S10C			7/16 ~, 1/2 ~	28	4	31	9.9	28.5	80	10
4LTMS 1035 261 S12C	1/2 ~			13	4	13	10.35	26.1	80	12
4LTMS 1035 339 S12C	1/2 ~			13	4	17	10.35	33.9	90	12
4LTMS 111 259 S12C		1/2 ~	3/4 ~, 13/16 ~	20	4	20	11.1	25.9	80	12
4LTMS 111 322 S12C		1/2 ~	3/4 ~, 13/16 ~	20	4	25	11.1	32.2	90	12
4LTMS 118 283 S12C	9/16 ~	1 ~, 1-1/8 ~		12	4	13	11.8	28.3	80	12
4LTMS 118 367 S12C	9/16 ~	1 ~, 1-1/8 ~		12	4	17	11.8	36.7	90	12
4LTMS 125 287 S14C		9/16 ~, 5/8 ~	11/16 ~	18	4	20	12.5	28.7	95	14
4LTMS 125 372 S14C		9/16 ~, 5/8 ~	11/16 ~	18	4	26	12.5	37.2	100	14
4LTMS 129 290 S14C			9/16 ~, 5/8 ~, 11/16 ~	24	4	27	12.9	29	95	14
4LTMS 129 364 S14C			9/16 ~, 5/8 ~, 11/16 ~	24	4	34	12.9	36.4	100	14
4LTMS 131 331 S14C	5/8 ~			11	4	14	13.1	33.1	95	14
4LTMS 131 424 S14C	5/8 ~			11	4	18	13.1	42.4	105	14
4LTMS 141 316 S16C		5/8 ~	11/16 ~, 1-1/8 ~	18	4	22	14.1	31.6	95	16
4LTMS 141 414 S16C		5/8 ~	11/16 ~, 1-1/8 ~	18	4	29	14.1	41.4	105	16
4LTMS 159 390 S16C	3/4 ~			10	4	15	15.9	39	100	16
4LTMS 159 491 S16C	3/4 ~			10	4	19	15.9	49.1	110	16
4LTMS 160 387 S16C		3/4 ~		16	4	24	16	38.7	105	16
4LTMS 160 482 S16C		3/4 ~		16	4	30	16	48.2	115	16
4LTMS 160 386 S16C			3/4 ~, 13/16 ~, 7/8 ~	20	4	30	16	38.6	105	16
4LTMS 160 487 S16C			3/4 ~, 13/16 ~, 7/8 ~	20	4	38	16	48.7	115	16
4LTMS 160 461 S16C	7/8 ~			9	4	16	16	46.1	110	16
4LTMS 160 442 S16C		7/8 ~		14	4	24	16	44.2	110	16
4LTMS 160 519 S16C	1 ~			8	4	16	16	51.9	120	16
4LTMS 160 515 S16C		1 ~, 1-1/8 ~, 1-1/2 ~		12	4	24	16	51.5	120	16

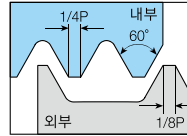
내부 급유형 (With coolant)



- HRc 62이하의 열처리강, 프리하든강, 합금강, 탄소강, 주철 가공
- 높은 절삭 속도와 날 당 높은 이송이 가능합니다.
- 최대 나사가공 깊이 : 2xD, 2.5xD, 3xD(나사가공 직경)
- 더 깊은 나사가공을 위한 헬리컬 리브 타입을 채용하였습니다.
- 헬리코일 나사 가공이 가능합니다.
- 오른나사 및 왼나사 작업이 모두 가능합니다.

Thread mills for Hardened steels (up to HRc 62), pre-hardened steels, alloy steels, carbon steels, cast irons

- High spindle speed and feed per tooth are available.
- Maximum drilling depth : 2xD, 2.5xD, 3xD (threading diameter)
- Rib type helical design is applied for deep threading.
- It can be used for heli coil threading.
- Both right and left threading are available.



521P

ISO 측정항목

단위 Unit: mm

Order Number	피치 규격		날수 Flutes Z	날경 Diameter D	나사부길이 Thread Length L1	유효장 Effective Length L2	전장 Overall Length L	샹크 Shank Dia d
	Thread	Pitch						

외부 급유형 (Without coolant)

4NKTM 022 060 S06 M3	M3	0.5	4	2.2	6	-	60	6
4NKTM 022 080 S06 M3	M3	0.5	4	2.2	8	-	60	6
4NKTM 024 090 S04 M3	M3	0.5	4	2.4	5.47	9	45	4
4NKTM 029 084 S06 M4	M4	0.7	4	2.9	8.4	-	60	6
4NKTM 029 112 S06 M4	M4	0.7	4	2.9	11.2	-	60	6
4NKTM 0315 120 S04 M4	M4	0.7	4	3.15	7.64	12	45	4
4NKTM 038 112 S06 M5	M5	0.8	4	3.8	11.2	-	60	6
4NKTM 038 128 S06 M5	M5	0.8	4	3.8	12.8	-	60	6
4NKTM 039 150 S04 M5	M5	0.8	4	3.9	8.73	15	50	4
4NKTM 045 120 S06 M6	M6	1	4	4.5	12	-	60	6
4NKTM 045 160 S06 M6	M6	1	4	4.5	16	-	60	6
4NKTM 048 180 S06 M6	M6	1	4	4.8	10.9	18	60	6
4NKTM 060 175 S06 M8	M8	1.25	4	6	17.5	-	65	6
4NKTM 060 200 S06 M8	M8	1.25	4	6	20	-	65	6
4NKTM 065 240 S08 M8	M8	1.25	4	6.5	13.62	24	65	8
4NKTM 075 210 S08 M10	M10	1.5	4	7.5	21	-	75	8
4NKTM 075 270 S08 M10	M10	1.5	4	7.5	27	-	75	8
4NKTM 082 300 S10 M10	M10	1.5	4	8.2	16.34	30	75	10
4NKTM 095 245 S10 M12	M12	1.75	4	9.5	24.5	-	80	10
4NKTM 095 315 S10 M12	M12	1.75	4	9.5	31.5	-	80	10
4NKTM 099 360 S10 M12	M12	1.75	4	9.9	19.06	36	85	10
4NKTM 100 280 S10 M14	M14	2	4	10	28	-	85	10
4NKTM 100 360 S10 M14	M14	2	4	10	36	-	90	10
4NKTM 116 420 S12 M14	M14	2	4	11.6	21.75	42	90	12
4NKTM 120 320 S12 M16	M16	2	4	12	32	-	95	12
4NKTM 120 400 S12 M16	M16	2	4	12	40	-	100	12
4NKTM 136 480 S14 M16	M16	2	4	13.6	25.75	48	100	14
4NKTM 140 400 S14 M18	M18	2.5	4	14	40	-	95	14
4NKTM 140 450 S14 M18	M18	2.5	4	14	45	-	105	14
4NKTM 160 400 S16 M20	M20	2.5	4	16	40	-	105	16
4NKTM 160 500 S16 M20	M20	2.5	4	16	50	-	115	16



4 Flutes Helix Nick Type Thread Mills for Multi Purpose

4날 범용 헬릭스 니크 타입 쓰레드밀

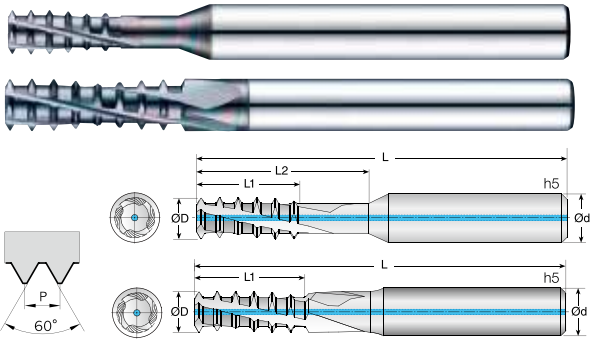
ISO 측정항목

단위 Unit: mm

Order Number	피치 규격		날수 Flutes Z	날경 Diameter D	나사부 길이 Thread Length L1	유효장 Effective Length L2	전장 Overall Length L	생크 Shank Dia d
	Thread	Pitch						
4NKTM 045 120 S06 M6C	M6	1	4	4.5	12	-	60	6
4NKTM 045 160 S06 M6C	M6	1	4	4.5	16	-	60	6
4NKTM 048 180 S06 M6C	M6	1	4	4.8	10.9	18	60	6
4NKTM 060 175 S06 M8C	M8	1.25	4	6	17.5	-	65	6
4NKTM 060 200 S06 M8C	M8	1.25	4	6	20	-	65	6
4NKTM 065 240 S08 M8C	M8	1.25	4	6.5	13.62	24	65	8
4NKTM 075 210 S08 M10C	M10	1.5	4	7.5	21	-	75	8
4NKTM 075 270 S08 M10C	M10	1.5	4	7.5	27	-	75	8
4NKTM 082 300 S10 M10C	M10	1.5	4	8.2	16.34	30	75	10
4NKTM 095 245 S10 M12C	M12	1.75	4	9.5	24.5	-	80	10
4NKTM 095 315 S10 M12C	M12	1.75	4	9.5	31.5	-	80	10
4NKTM 099 360 S10 M12C	M12	1.75	4	9.9	19.06	36	85	10
4NKTM 100 280 S10 M14C	M14	2	4	10	28	-	85	10
4NKTM 100 360 S10 M14C	M14	2	4	10	36	-	90	10
4NKTM 116 420 S12 M14C	M14	2	4	11.6	21.75	42	90	12
4NKTM 120 320 S12 M16C	M16	2	4	12	32	-	95	12
4NKTM 120 400 S12 M16C	M16	2	4	12	40	-	100	12
4NKTM 136 480 S14 M16C	M16	2	4	13.6	25.75	48	100	14
4NKTM 140 400 S14 M18C	M18	2.5	4	14	40	-	95	14
4NKTM 140 450 S14 M18C	M18	2.5	4	14	45	-	105	14
4NKTM 160 400 S16 M20C	M20	2.5	4	16	40	-	105	16
4NKTM 160 500 S16 M20C	M20	2.5	4	16	50	-	115	16

내부 급유형 (With coolant)

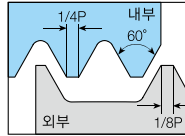




- 알루미늄, 알루미늄 합금 등 비철 비금속 가공
- 높은 절삭 속도와 날 당 높은 이송이 가능합니다.
- 최대 나사가공 깊이 : 2xD, 2.5xD, 3xD(나사가공 직경)
- 더 깊은 나사가공을 위한 헬리컬 리브 타입을 채용하였습니다.
- 헬리코일 나사 가공이 가능합니다.
- 오른나사 및 왼나사 작업이 모두 가능합니다.

Thread mills for Aluminum, Aluminum alloys, non-ferrous, and non-metallic materials

- High spindle speed and feed per tooth are available.
- Maximum drilling depth : 2xD, 2.5xD, 3xD (threading diameter)
- Rib type helical design is applied for deep threading.
- It can be used for heli coil threading.
- Both right and left threading are available.



521P

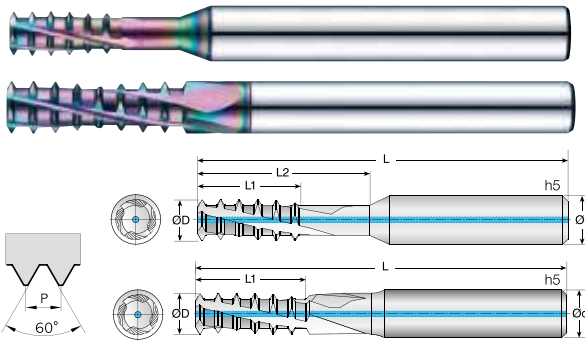
ISO 측정항목

단위 Unit: mm

Order Number	피치 규격		날수 Flutes Z	날경 Diameter D	나사부길이 Thread Length L1	유효장 Effective Length L2	전장 Overall Length L	샹크 Shank Dia d
	Thread	Pitch						

외부 급유형 (Without coolant)

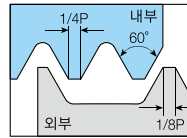
4NKTMA 022 060 S06 M3	M3	0.5	4	2.2	6	-	60	6
4NKTMA 022 080 S06 M3	M3	0.5	4	2.2	8	-	60	6
4NKTMA 024 090 S04 M3	M3	0.5	4	2.4	5.47	9	45	4
4NKTMA 029 084 S06 M4	M4	0.7	4	2.9	8.4	-	60	6
4NKTMA 029 112 S06 M4	M4	0.7	4	2.9	11.2	-	60	6
4NKTMA 0315 120 S04 M4	M4	0.7	4	3.15	7.64	12	45	4
4NKTMA 038 112 S06 M5	M5	0.8	4	3.8	11.2	-	60	6
4NKTMA 038 128 S06 M5	M5	0.8	4	3.8	12.8	-	60	6
4NKTMA 039 150 S04 M5	M5	0.8	4	3.9	8.73	15	50	4
4NKTMA 045 120 S06 M6	M6	1	4	4.5	12	-	60	6
4NKTMA 045 160 S06 M6	M6	1	4	4.5	16	-	60	6
4NKTMA 048 180 S06 M6	M6	1	4	4.8	10.9	18	60	6
4NKTMA 060 175 S06 M8	M8	1.25	4	6	17.5	-	65	6
4NKTMA 060 200 S06 M8	M8	1.25	4	6	20	-	65	6
4NKTMA 065 240 S08 M8	M8	1.25	4	6.5	13.62	24	65	8
4NKTMA 075 210 S08 M10	M10	1.5	4	7.5	21	-	75	8
4NKTMA 075 270 S08 M10	M10	1.5	4	7.5	27	-	75	8
4NKTMA 082 300 S10 M10	M10	1.5	4	8.2	16.34	30	75	10
4NKTMA 095 245 S10 M12	M12	1.75	4	9.5	24.5	-	80	10
4NKTMA 095 315 S10 M12	M12	1.75	4	9.5	31.5	-	80	10
4NKTMA 099 360 S10 M12	M12	1.75	4	9.9	19.06	36	85	10
4NKTMA 100 280 S10 M14	M14	2	4	10	28	-	85	10
4NKTMA 100 360 S10 M14	M14	2	4	10	36	-	90	10
4NKTMA 116 420 S12 M14	M14	2	4	11.6	21.75	42	90	12
4NKTMA 120 320 S12 M16	M16	2	4	12	32	-	95	12
4NKTMA 120 400 S12 M16	M16	2	4	12	40	-	100	12
4NKTMA 136 480 S14 M16	M16	2	4	13.6	25.75	48	100	14
4NKTMA 140 400 S14 M18	M18	2.5	4	14	40	-	95	14
4NKTMA 140 450 S14 M18	M18	2.5	4	14	45	-	105	14
4NKTMA 160 400 S16 M20	M20	2.5	4	16	40	-	105	16
4NKTMA 160 500 S16 M20	M20	2.5	4	16	50	-	115	16



- SUS, 티타늄 합금 가공
- 높은 절삭 속도와 날 당 높은 이송이 가능합니다.
- 최대 나사가공 깊이 : 2xD, 2.5xD, 3xD(나사가공 직경)
- 더 깊은 나사가공을 위한 헬리컬 리브 타입을 채용하였습니다.
- 헬리코일 나사 가공이 가능합니다.
- 오른나사 및 왼나사 작업이 모두 가능합니다.

Thread Mills for SUS, Titanium alloys

- High spindle speed and feed per tooth are available.
- Maximum drilling depth : 2xD, 2.5xD, 3xD (threading diameter)
- Rib type helical design is applied for deep threading.
- It can be used for heli coil threading.
- Both right and left threading are available.



521P

ISO 측정항목

단위 Unit: mm

Order Number	피치 규격		날수 Flutes Z	날경 Diameter D	나사부 길이 Thread Length L1	유효장 Effective Length L2	전장 Overall Length L	샙크 Shank Dia d
	Thread	Pitch						

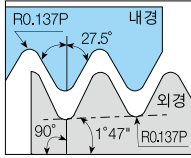
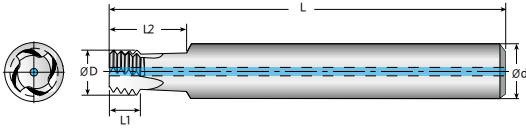
외부 급유형 (Without coolant)

4NKTMS 022 060 S06 M3	M3	0.5	4	2.2	6	-	60	6
4NKTMS 022 080 S06 M3	M3	0.5	4	2.2	8	-	60	6
4NKTMS 024 090 S04 M3	M3	0.5	4	2.4	5.47	9	45	4
4NKTMS 029 084 S06 M4	M4	0.7	4	2.9	8.4	-	60	6
4NKTMS 029 112 S06 M4	M4	0.7	4	2.9	11.2	-	60	6
4NKTMS 0315 120 S04 M4	M4	0.7	4	3.15	7.64	12	45	4
4NKTMS 038 112 S06 M5	M5	0.8	4	3.8	11.2	-	60	6
4NKTMS 038 128 S06 M5	M5	0.8	4	3.8	12.8	-	60	6
4NKTMS 039 150 S04 M5	M5	0.8	4	3.9	8.73	15	50	4
4NKTMS 045 120 S06 M6	M6	1	4	4.5	12	-	60	6
4NKTMS 045 160 S06 M6	M6	1	4	4.5	16	-	60	6
4NKTMS 048 180 S06 M6	M6	1	4	4.8	10.9	18	60	6
4NKTMS 060 175 S06 M8	M8	1.25	4	6	17.5	-	65	6
4NKTMS 060 200 S06 M8	M8	1.25	4	6	20	-	65	6
4NKTMS 065 240 S08 M8	M8	1.25	4	6.5	13.62	24	65	8
4NKTMS 075 210 S08 M10	M10	1.5	4	7.5	21	-	75	8
4NKTMS 075 270 S08 M10	M10	1.5	4	7.5	27	-	75	8
4NKTMS 082 300 S10 M10	M10	1.5	4	8.2	16.34	30	75	10
4NKTMS 095 245 S10 M12	M12	1.75	4	9.5	24.5	-	80	10
4NKTMS 095 315 S10 M12	M12	1.75	4	9.5	31.5	-	80	10
4NKTMS 099 360 S10 M12	M12	1.75	4	9.9	19.06	36	85	10
4NKTMS 100 280 S10 M14	M14	2	4	10	28	-	85	10
4NKTMS 100 360 S10 M14	M14	2	4	10	36	-	90	10
4NKTMS 116 420 S12 M14	M14	2	4	11.6	21.75	42	90	12
4NKTMS 120 320 S12 M16	M16	2	4	12	32	-	95	12
4NKTMS 120 400 S12 M16	M16	2	4	12	40	-	100	12
4NKTMS 136 480 S14 M16	M16	2	4	13.6	25.75	48	100	14
4NKTMS 140 400 S14 M18	M18	2.5	4	14	40	-	95	14
4NKTMS 140 450 S14 M18	M18	2.5	4	14	45	-	105	14
4NKTMS 160 400 S16 M20	M20	2.5	4	16	40	-	105	16
4NKTMS 160 500 S16 M20	M20	2.5	4	16	50	-	115	16

4BSPT

4 Flutes Pipe Taper Short Thread Mills for Multi Purpose

4날 범용 관용 테이퍼 나사 가공 짧은 날 쓰레드밀



규격 정의 : B.S.21:1985
공차 등급 : 표준 BSPT(PT)

4 UWC 초미립자 TISIN-S Coating 15° Helix Angle R Rotation CUTTING DATA 522P


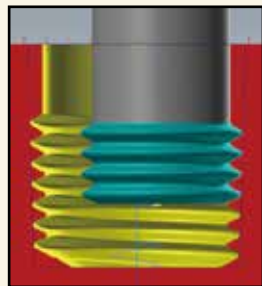
American UN

단위 Unit: mm

Order Number	나사 가능 규격 Thread	피치 규격 Pitch (TPI)	날수 Flutes Z	산수 Teeth Zt	날경 Diameter D	나사부 길이 Thread Length L1	유효장 Effective Length L2	전장 Overall Length L	샙크 Shank Dia d
외부 급유형 (Without coolant)									
4BSPT 055 200 S06	1/16", 1/8"	28	4	4	5.5	3.6	20	60	6
4BSPT 0931 335 S10	1/4", 3/8"	19	4	4	9.31	5.2	33.5	70	10
4BSPT 1334 440 S16	1/2", 3/4"	14	4	4	13.34	7.1	44	90	16
4BSPT 1484 420 S16	1", 1 1/4", 1 1/2", 2"	11	4	4	14.84	9.1	42	105	16
내부 급유형 (With coolant)									
4BSPT 055 200 S06C	1/16", 1/8"	28	4	4	5.5	3.6	20	60	6
4BSPT 0931 335 S10C	1/4", 3/8"	19	4	4	9.31	5.2	33.5	70	10
4BSPT 1334 440 S16C	1/2", 3/4"	14	4	4	13.34	7.1	44	90	16
4BSPT 1484 420 S16C	1", 1 1/4", 1 1/2", 2"	11	4	4	14.84	9.1	42	105	16

나사공구이의수
경사각도

나사공구이의수
경사각도

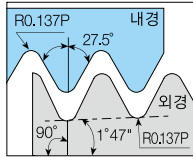
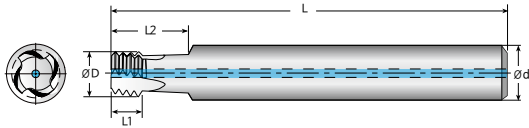


- 나사산 가공시에 4산 기준으로 프로그램 설정하면 게이지 측정이 불가하므로, 3산으로 설정하여 사용하십시오.
- When threading, it is not possible to measure the gauge when setting the program based on 4 threads, so set it to 3 threads and use it.


4BSPTA

4 Flutes Pipe Taper Short Thread Mills for Aluminum

4날 알루미늄 관용 테이퍼 나사 가공 짧은 날 쓰레드밀



규격 정의 : B.S.21:1985
공차 등급 : 표준 BSPT(PT)



American UN


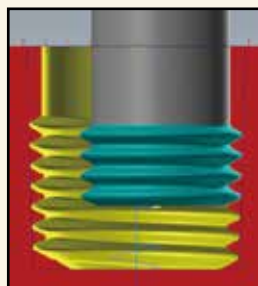
단위 Unit: mm

Order Number	나사 가능 규격 Thread	피치 규격 Pitch (TPI)	날수 Flutes Z	산수 Teeth Zt	날경 Diameter D	나사부 길이 Thread Length L1	유효장 Effective Length L2	전장 Overall Length L	샙크 Shank Dia d
외부 급유형 (Without coolant)									
4BSPTA 055 200 S06	1/16", 1/8"	28	4	4	5.5	3.6	20	60	6
4BSPTA 0931 335 S10	1/4", 3/8"	19	4	4	9.31	5.2	33.5	70	10
4BSPTA 1334 440 S16	1/2", 3/4"	14	4	4	13.34	7.1	44	90	16
4BSPTA 1484 420 S16	1", 1 1/4", 1 1/2", 2"	11	4	4	14.84	9.1	42	105	16

내부 급유형 (With coolant)									
4BSPTA 055 200 S06C	1/16", 1/8"	28	4	4	5.5	3.6	20	60	6
4BSPTA 0931 335 S10C	1/4", 3/8"	19	4	4	9.31	5.2	33.5	70	10
4BSPTA 1334 440 S16C	1/2", 3/4"	14	4	4	13.34	7.1	44	90	16
4BSPTA 1484 420 S16C	1", 1 1/4", 1 1/2", 2"	11	4	4	14.84	9.1	42	105	16

나사공구이의수
경사각도

나사공구이의수
경사각도

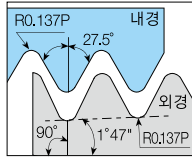
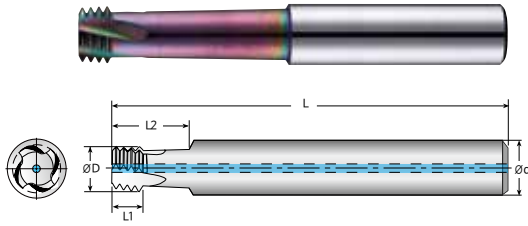


- 나사산 가공시에 4산 기준으로 프로그램 설정하면 게이저 측정이 불가하므로, 3산으로 설정하여 사용하십시오.
- When threading, it is not possible to measure the gauge when setting the program based on 4 threads, so set it to 3 threads and use it.

4BSPTS

4 Flutes Pipe Taper Short Thread Mills for Stainless Steel

4날 SUS 관용 테이퍼 나사 가공 짧은 날 쓰레드밀



규격 정의 B.S.21:1985
공차 등급 : 표준 BSPT(PT)

- SUS, 티타늄 합금 가공
 - 내부 홀을 통한 효과적인 냉각수 공급이 가능합니다.
 - 절삭 영역으로 직접 절삭유를 공급합니다.
 - 외부 냉각을 사용할 수 없거나 효과가 없을 때 탁월합니다.
 - 낮은 절삭부하를 위해 테이퍼 엔드밀 사용을 권장합니다.
 - 오른나사 및 왼나사 작업이 모두 가능합니다.
- Thread mills for SUS and Titanium alloys
 - Effective cooling water supply is possible with coolant.
 - Direct oil supplying is possible to cutting area.
 - More effective when you cannot use outer coolant.
 - Recommend to us Taper Endmill for low machining load.
 - Both right and left threading are available.

4 UWC 초미립자 HR Coating 15° Helix Angle R Rotation CUTTING DATA 520P

American UN


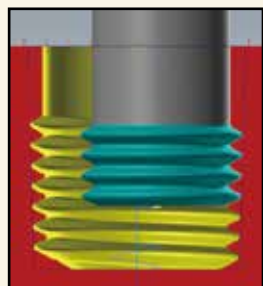
단위 Unit: mm

Order Number	나사 가능 규격 Thread	피치 규격 Pitch (TPI)	날수 Flutes Z	산수 Teeth Zt	날경 Diameter D	나사부 길이 Thread Length L1	유효장 Effective Length L2	전장 Overall Length L	샙크 Shank Dia d
외부 급유형 (Without coolant)									
4BSPTS 055 200 S06	1/16", 1/8"	28	4	4	5.5	3.6	20	60	6
4BSPTS 0931 335 S10	1/4", 3/8"	19	4	4	9.31	5.2	33.5	70	10
4BSPTS 1334 440 S16	1/2", 3/4"	14	4	4	13.34	7.1	44	90	16
4BSPTS 1484 420 S16	1", 1 1/4", 1 1/2", 2"	11	4	4	14.84	9.1	42	105	16

내부 급유형 (With coolant)									
4BSPTS 055 200 S06C	1/16", 1/8"	28	4	4	5.5	3.6	20	60	6
4BSPTS 0931 335 S10C	1/4", 3/8"	19	4	4	9.31	5.2	33.5	70	10
4BSPTS 1334 440 S16C	1/2", 3/4"	14	4	4	13.34	7.1	44	90	16
4BSPTS 1484 420 S16C	1", 1 1/4", 1 1/2", 2"	11	4	4	14.84	9.1	42	105	16

나사공구이의수
경사각도

나사공구이의수
경사각도

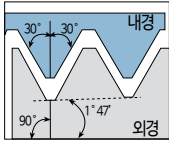
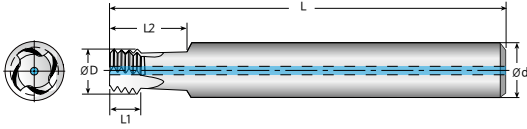


- 나사산 가공시에 4산 기준으로 프로그램 설정하면 게이지 측정이 불가하므로, 3산으로 설정하여 사용하십시오.
- When threading, it is not possible to measure the gauge when setting the program based on 4 threads, so set it to 3 threads and use it.

4NPTS

4 Flutes Pipe Taper Short Thread Mills for Multi Purpose

4날 범용 관용 테이퍼 나사 가공 짧은 날 쓰레드밀



• 규격 정의 : B.S.2779:1956
• 공차 등급 : Medium class



522P

American UN

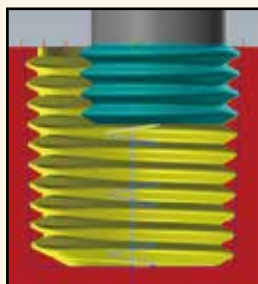
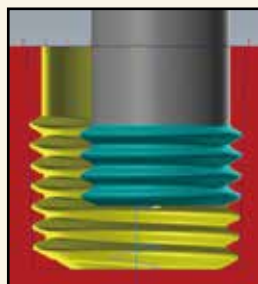
단위 Unit: mm

Order Number	나사 가능 규격 Thread	피치 규격 Pitch (TPI)	날수 Flutes Z	산수 Teeth Zt	날경 Diameter D	나사부 길이 Thread Length L1	유효장 Effective Length L2	전장 Overall Length L	샙크 Shank Dia d
외부 급유형 (Without coolant)									
4NPTS 0555 105 S06	1/16", 1/8"	27	4	4	5.55	3.8	10.5	60	6
4NPTS 0937 155 S10	1/4", 3/8"	18	4	4	9.37	5.6	15.5	70	10
4NPTS 1357 260 S16	1/2", 5/8", 3/4"	14	4	4	13.57	7.3	26	90	16
4NPTS 1489 335 S16	1", 1 1/4", 1 1/2", 2"	11.5	4	4	14.89	8.9	33.5	105	16

내부 급유형 (With coolant)									
4NPTS 0555 105 S06C	1/16", 1/8"	27	4	4	5.55	3.8	10.5	60	6
4NPTS 0937 155 S10C	1/4", 3/8"	18	4	4	9.37	5.6	15.5	70	10
4NPTS 1357 260 S16C	1/2", 5/8", 3/4", 7/8"	14	4	4	13.57	7.3	26	90	16
4NPTS 1489 335 S16C	1", 1 1/4", 1 1/2", 2"	11.5	4	4	14.89	8.9	33.5	105	16

나사공구이의수
경사각도

나사공구이의수
경사각도



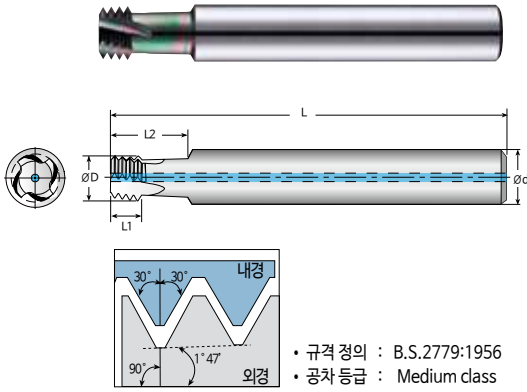
- 나사산 가공시에 4산 기준으로 프로그램 설정하면 게이지 측정이 불가하므로, 3산으로 설정하여 사용하십시오.
- When threading, it is not possible to measure the gauge when setting the program based on 4 threads, so set it to 3 threads and use it.

THREAD MILL


4NPTSA

4 Flutes Pipe Taper Short Thread Mills for Aluminum

4날 알루미늄 관용 테이퍼 나사 가공 짧은 날 쓰레드밀



• 규격 정의 : B.S.2779:1956
• 공차 등급 : Medium class



522P

American UN

단위 Unit: mm

Order Number	나사 가능 규격 Thread	피치 규격 Pitch (TPI)	날수 Flutes Z	산수 Teeth Zt	날경 Diameter D	나사부 길이 Thread Length L1	유효장 Effective Length L2	전장 Overall Length L	샙크 Shank Dia d
외부 급유형 (Without coolant)									
4NPTSA 0555 105 S06	1/16", 1/8"	27	4	4	5.55	3.8	10.5	60	6
4NPTSA 0937 155 S10	1/4", 3/8"	18	4	4	9.37	5.6	15.5	70	10
4NPTSA 1357 260 S16	1/2", 5/8", 3/4"	14	4	4	13.57	7.3	26	90	16
4NPTSA 1489 335 S16	1", 1 1/4", 1 1/2", 2"	11.5	4	4	14.89	8.9	33.5	105	16

내부 급유형 (With coolant)									
4NPTSA 0555 105 S06C	1/16", 1/8"	27	4	4	5.55	3.8	10.5	60	6
4NPTSA 0937 155 S10C	1/4", 3/8"	18	4	4	9.37	5.6	15.5	70	10
4NPTSA 1357 260 S16C	1/2", 5/8", 3/4", 7/8"	14	4	4	13.57	7.3	26	90	16
4NPTSA 1489 335 S16C	1", 1 1/4", 1 1/2", 2"	11.5	4	4	14.89	8.9	33.5	105	16

나사공구이의수

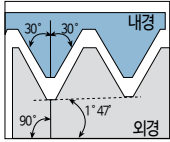
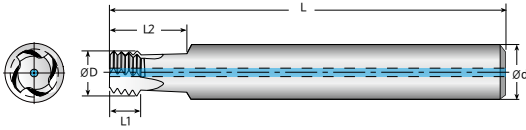
경사각도

나사산수: 4나사산 프로그램 설정시 게이지 작업 불가

나사공구이의수

경사각도

- 나사산 가공시에 4산 기준으로 프로그램 설정하면 게이지 측정이 불가하므로, 3산으로 설정하여 사용하십시오.
- When threading, it is not possible to measure the gauge when setting the program based on 4 threads, so set it to 3 threads and use it.



• 규격 정의 : B.S.2779:1956
• 공차 등급 : Medium class



522P

American UN


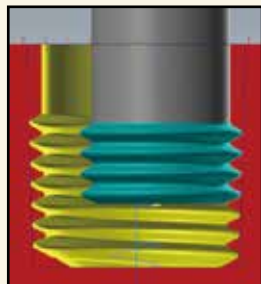
단위 Unit: mm

Order Number	나사 가능 규격 Thread	피치 규격 Pitch (TPI)	날수 Flutes Z	산수 Teeth Zt	날경 Diameter D	나사부 길이 Thread Length L1	유효장 Effective Length L2	전장 Overall Length L	샙크 Shank Dia d
외부 급유형 (Without coolant)									
4NPTSS 0555 105 S06	1/16", 1/8"	27	4	4	5.55	3.8	10.5	60	6
4NPTSS 0937 155 S10	1/4", 3/8"	18	4	4	9.37	5.6	15.5	70	10
4NPTSS 1357 260 S16	1/2", 5/8", 3/4"	14	4	4	13.57	7.3	26	90	16
4NPTSS 1489 335 S16	1", 1 1/4", 1 1/2", 2"	11.5	4	4	14.89	8.9	33.5	105	16

내부 급유형 (With coolant)									
4NPTSS 0555 105 S06C	1/16", 1/8"	27	4	4	5.55	3.8	10.5	60	6
4NPTSS 0937 155 S10C	1/4", 3/8"	18	4	4	9.37	5.6	15.5	70	10
4NPTSS 1357 260 S16C	1/2", 5/8", 3/4", 7/8"	14	4	4	13.57	7.3	26	90	16
4NPTSS 1489 335 S16C	1", 1 1/4", 1 1/2", 2"	11.5	4	4	14.89	8.9	33.5	105	16

나사공구이의수
경사각도

나사공구이의수
경사각도

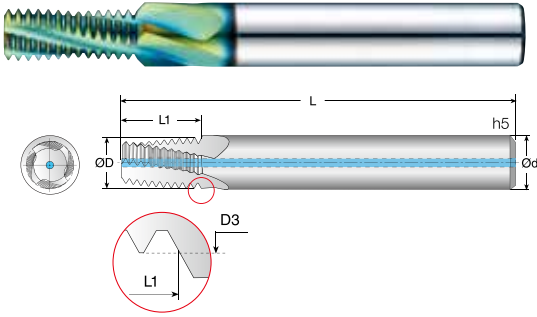


- 나사산 가공시에 4산 기준으로 프로그램 설정하면 게이지 측정이 불가하므로, 3산으로 설정하여 사용하십시오.
- When threading, it is not possible to measure the gauge when setting the program based on 4 threads, so set it to 3 threads and use it.

4BSTM

4 Flutes Pipe Taper Thread Mills for Multi Purpose

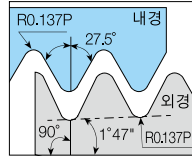
4날 범용 관용 테이퍼 나사 가공 쓰레드밀



- HRC 48 이하의 고경도강, 프리하든강, 합금강, 탄소강, 주철 가공
- 내부 홀을 통한 효과적인 냉각수 공급이 가능합니다.
- 절삭 영역으로 직접 절삭유를 공급하여 칩의 응착 현상을 제거합니다.
- 낮은 절삭부하를 위해 테이퍼 엔드밀 사용을 권장 합니다.
- 오른나사 및 왼나사 작업이 모두 가능합니다.

Thread mills for Hardened steels (up to HRC 48), pre-hardened steels, alloy steels, carbon steels, cast irons

- Effective cooling water supply is possible with coolant.
- With coolant, it removes chip sticking.
- Using taper endmill is recommended to reduce cutting wear.
- Both right and left threading are available.



규격 정의 : B.S.21:1985
공차 등급 : 표준 BSPT

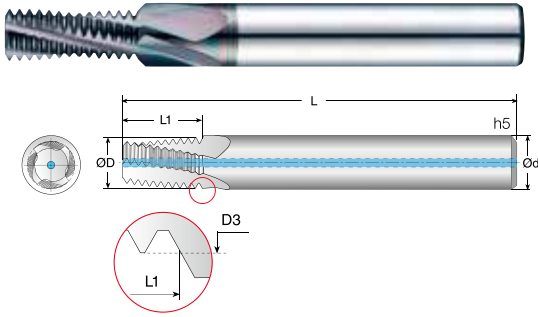
4 UWC 초미립자 TISIN-S Coating 15° Helix Angle R Rotation CUTTING DATA
 522P

American UN

단위 Unit: mm

Order Number	피치 규격 Thread	Pitch (TPI)	날수 Flutes Z	산수 Teeth Zt	날경 Diameter D	나사부 길이 Thread Length L1	전장 Overall Length L	샤희크 Shank Dia d
외부 급유형 (Without coolant)								
4BSTM 059 103 S06	1/16 ~, 1/8 ~	28	4	11	5.9	10.3	60	6
4BSTM 0765 103 S08	1/8 ~	28	4	11	7.65	10.3	60	8
4BSTM 099 152 S10	1/4 ~, 3/8 ~	19	4	11	9.9	15.2	70	10
4BSTM 1115 152 S12	3/8 ~	19	4	11	11.15	15.2	70	12
4BSTM 1425 224 S16	1/2 ~, 3/4 ~	14	4	12	14.25	22.4	90	16
4BSTM 160 285 S16	1", 1 1/4", 1 1/2", 2"	11	4	12	16	28.5	105	16

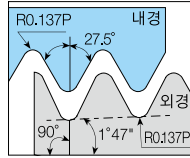
내부 급유형 (With coolant)								
Order Number	피치 규격 Thread	Pitch (TPI)	날수 Flutes Z	산수 Teeth Zt	날경 Diameter D	나사부 길이 Thread Length L1	전장 Overall Length L	샤희크 Shank Dia d
4BSTM 059 103 S06C	1/16 ~, 1/8 ~	28	4	11	5.9	10.3	60	6
4BSTM 0765 103 S08C	1/8 ~	28	4	11	7.65	10.3	60	8
4BSTM 099 152 S10C	1/4 ~, 3/8 ~	19	4	11	9.9	15.2	70	10
4BSTM 1115 152 S12C	3/8 ~	19	4	11	11.15	15.2	70	12
4BSTM 1425 224 S16C	1/2 ~, 3/4 ~	14	4	12	14.25	22.4	90	16
4BSTM 160 285 S16C	1", 1 1/4", 1 1/2", 2"	11	4	12	16	28.5	105	16




- 알루미늄, 알루미늄 합금 등 비철 비금속 가공
- 내부 홀을 통한 효과적인 냉각수 공급이 가능합니다.
- 절삭 영역으로 직접 절삭유를 공급하여 칩의 응착 현상을 제거합니다.
- 낮은 절삭부하를 위해 테이퍼 엔드밀 사용을 권장 합니다.
- 오른나사 및 왼나사 작업이 모두 가능합니다.

Thread mills for Aluminum, Aluminum alloys, non-ferrous, and non-metallic materials.

- Effective cooling water supply is possible with coolant.
- With coolant, it removes chip sticking.
- Using taper endmill is recommended to reduce cutting wear.
- Both right and left threading are available.



규격 정의 : B.S.21:1985
공차 등급 : 표준 BSPT



American UN

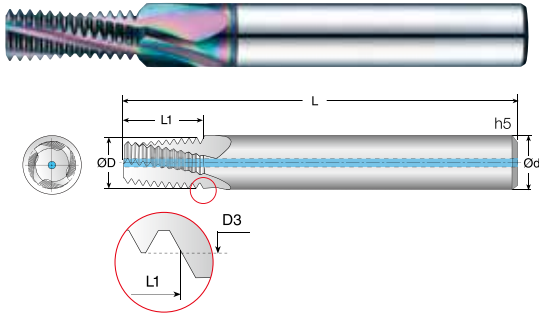
단위 Unit: mm

Order Number	피치 규격 Thread	Pitch (TPI)	날수 Flutes Z	산수 Teeth Zt	날경 Diameter D	나사부 길이 Thread Length L1	전장 Overall Length L	샙크 Shank Dia d
외부 급유형 (Without coolant)								
4BSTMA 059 103 S06	1/16 ~, 1/8 ~	28	4	11	5.9	10.3	60	6
4BSTMA 0765 103 S08	1/8 ~	28	4	11	7.65	10.3	60	8
4BSTMA 099 152 S10	1/4 ~, 3/8 ~	19	4	11	9.9	15.2	70	10
4BSTMA 1115 152 S12	3/8 ~	19	4	11	11.15	15.2	70	12
4BSTMA 1425 224 S16	1/2 ~, 3/4 ~	14	4	12	14.25	22.4	90	16
4BSTMA 160 285 S16	1", 1 1/4", 1 1/2", 2"	11	4	12	16	28.5	105	16

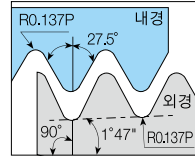
내부 급유형 (With coolant)								
Order Number	피치 규격 Thread	Pitch (TPI)	날수 Flutes Z	산수 Teeth Zt	날경 Diameter D	나사부 길이 Thread Length L1	전장 Overall Length L	샙크 Shank Dia d
4BSTMA 059 103 S06C	1/16 ~, 1/8 ~	28	4	11	5.9	10.3	60	6
4BSTMA 0765 103 S08C	1/8 ~	28	4	11	7.65	10.3	60	8
4BSTMA 099 152 S10C	1/4 ~, 3/8 ~	19	4	11	9.9	15.2	70	10
4BSTMA 1115 152 S12C	3/8 ~	19	4	11	11.15	15.2	70	12
4BSTMA 1425 224 S16C	1/2 ~, 3/4 ~	14	4	12	14.25	22.4	90	16
4BSTMA 160 285 S16C	1", 1 1/4", 1 1/2", 2"	11	4	12	16	28.5	105	16

4BSTMS 4 Flutes Pipe Taper Thread Mills for Stainless Steel

4날 SUS 관용 테이퍼 나사 가공 쓰레드밀



- SUS, 티타늄 합금 가공
 - 내부 홀을 통한 효과적인 냉각수 공급이 가능합니다.
 - 절삭 영역으로 직접 절삭유를 공급하여 칩의 응착 현상을 제거합니다.
 - 낮은 절삭부하를 위해 테이퍼 엔드밀 사용을 권장 합니다.
 - 오른나사 및 왼나사 작업이 모두 가능합니다.
- Thread Mills for SUS, Titanium alloys
 - Effective cooling water supply is possible with coolant.
 - With coolant, it removes chip sticking.
 - Using taper endmill is recommended to reduce cutting wear.
 - Both right and left threading are available.



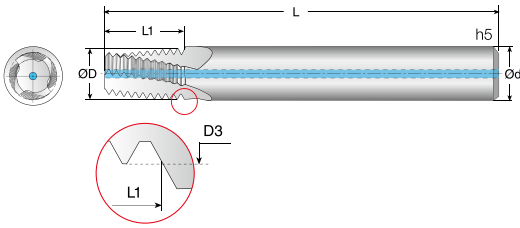
규격 정의 : B.S.21:1985
공차 등급 : 표준 BSPT

American UN

단위 Unit: mm

Order Number	피치 규격 Thread	Pitch (TPI)	날수 Flutes Z	산수 Teeth Zt	날경 Diameter D	나사부 길이 Thread Length L1	전장 Overall Length L	샙크 Shank Dia d
외부 급유형 (Without coolant)								
4BSTMS 059 103 S06	1/16 ~, 1/8 ~	28	4	11	5.9	10.3	60	6
4BSTMS 0765 103 S08	1/8 ~	28	4	11	7.65	10.3	60	8
4BSTMS 099 152 S10	1/4 ~, 3/8 ~	19	4	11	9.9	15.2	70	10
4BSTMS 1115 152 S12	3/8 ~	19	4	11	11.15	15.2	70	12
4BSTMS 1425 224 S16	1/2 ~, 3/4 ~	14	4	12	14.25	22.4	90	16
4BSTMS 160 285 S16	1", 1 1/4", 1 1/2", 2"	11	4	12	16	28.5	105	16

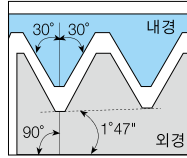
내부 급유형 (With coolant)								
Order Number	피치 규격 Thread	Pitch (TPI)	날수 Flutes Z	산수 Teeth Zt	날경 Diameter D	나사부 길이 Thread Length L1	전장 Overall Length L	샙크 Shank Dia d
4BSTMS 059 103 S06C	1/16 ~, 1/8 ~	28	4	11	5.9	10.3	60	6
4BSTMS 0765 103 S08C	1/8 ~	28	4	11	7.65	10.3	60	8
4BSTMS 099 152 S10C	1/4 ~, 3/8 ~	19	4	11	9.9	15.2	70	10
4BSTMS 1115 152 S12C	3/8 ~	19	4	11	11.15	15.2	70	12
4BSTMS 1425 224 S16C	1/2 ~, 3/4 ~	14	4	12	14.25	22.4	90	16
4BSTMS 160 285 S16C	1", 1 1/4", 1 1/2", 2"	11	4	12	16	28.5	105	16



- HRc 48 이하의 고경도강, 프리하드강, 합금강, 탄소강, 주철 가공
- 내부 홀을 통한 효과적인 냉각수 공급이 가능합니다.
- 절삭 영역으로 직접 절삭유를 공급하여 칩의 용착 현상을 제거합니다.
- 낮은 절삭부하를 위해 테이퍼 엔드밀 사용을 권장 합니다.
- 오른나사 및 왼나사 작업이 모두 가능합니다.

Thread mills for Hardened steels (up to HRc 48), pre-hardened steels, alloy steels, carbon steels, cast irons

- Effective cooling water supply is possible with coolant.
- With coolant, it removes chip sticking.
- Using taper endmill is recommended to reduce cutting wear.
- Both right and left threading are available.



규격 정의 : USAS B2.1:1968
공차 등급 : 표준 NPT

4

UWC
초미립자

TISIN-S
Coating

15°
Helix Angle

R
Rotation

CUTTING DATA

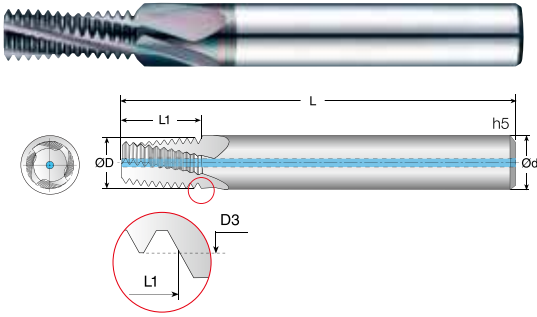
522P

American UN

단위 Unit: mm

Order Number	피치 규격 Thread	Pitch (TPI)	날수 Flutes Z	산수 Teeth Zt	날경 Diameter D	나사부 길이 Thread Length L1	전장 Overall Length L	샤프크 Shank Dia d
외부 급유형 (Without coolant)								
4NPTM 059 098 S06	1/16 ~, 1/8 ~	27	4	10	5.9	9.8	60	6
4NPTM 0765 098 S08	1/8 ~	27	4	10	7.65	9.8	60	8
4NPTM 099 147 S10	1/4 ~, 3/8 ~	18	4	10	9.9	14.7	70	10
4NPTM 1115 147 S12	3/8 ~	18	4	10	11.15	14.7	70	12
4NPTM 1425 189 S16	1/2 ~, 3/4 ~	14	4	10	14.25	18.9	90	16
4NPTM 160 275 S16	1", 1 1/4", 1 1/2", 2"	11.5	4	12	16	27.5	105	16

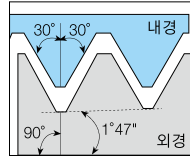
내부 급유형 (With coolant)								
Order Number	피치 규격 Thread	Pitch (TPI)	날수 Flutes Z	산수 Teeth Zt	날경 Diameter D	나사부 길이 Thread Length L1	전장 Overall Length L	샤프크 Shank Dia d
4NPTM 059 098 S06C	1/16 ~, 1/8 ~	27	4	10	5.9	9.8	60	6
4NPTM 0765 098 S08C	1/8 ~	27	4	10	7.65	9.8	60	8
4NPTM 099 147 S10C	1/4 ~, 3/8 ~	18	4	10	9.9	14.7	70	10
4NPTM 1115 147 S12C	3/8 ~	18	4	10	11.15	14.7	70	12
4NPTM 1425 189 S16C	1/2 ~, 3/4 ~	14	4	10	14.25	18.9	90	16
4NPTM 160 275 S16C	1", 1 1/4", 1 1/2", 2"	11.5	4	12	16	27.5	105	16



- 알루미늄, 알루미늄 합금 등 비철 비금속 가공
- 내부 홀을 통한 효과적인 냉각수 공급이 가능합니다.
- 절삭 영역으로 직접 절삭유를 공급하여 칩의 응착 현상을 제거합니다.
- 낮은 절삭부하를 위해 테이퍼 엔드밀 사용을 권장 합니다.
- 오른나사 및 왼나사 작업이 모두 가능합니다.

Thread mills for Aluminum, Aluminum alloys, non-ferrous, and non-metallic materials

- Effective cooling water supply is possible with coolant.
- With coolant, it removes chip sticking.
- Using taper endmill is recommended to reduce cutting wear.
- Both right and left threading are available.



규격 정의 : USAS B2.1:1968
공차 등급 : 표준 NPT

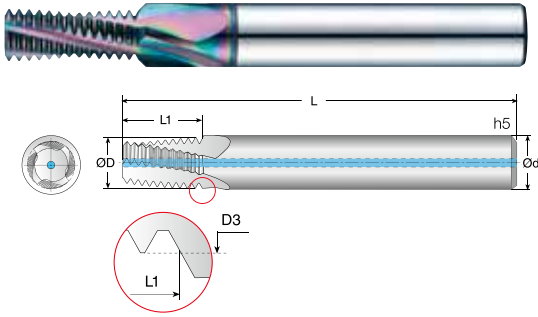
4 UWC 초미립자 RTAC Coating 15° Helix Angle R Rotation CUTTING DATA
 522P

American UN

단위 Unit: mm

Order Number	피치 규격 Thread	Pitch (TPI)	날수 Flutes Z	산수 Teeth Zt	날경 Diameter D	나사부 길이 Thread Length L1	전장 Overall Length L	샙크 Shank Dia d
외부 급유형 (Without coolant)								
4NPTMA 059 098 S06	1/16 ~, 1/8 ~	27	4	10	5.9	9.8	60	6
4NPTMA 0765 098 S08	1/8 ~	27	4	10	7.65	9.8	60	8
4NPTMA 099 147 S10	1/4 ~, 3/8 ~	18	4	10	9.9	14.7	70	10
4NPTMA 1115 147 S12	3/8 ~	18	4	10	11.15	14.7	70	12
4NPTMA 1425 189 S16	1/2 ~, 3/4 ~	14	4	10	14.25	18.9	90	16
4NPTMA 160 275 S16	1", 1 1/4", 1 1/2", 2"	11.5	4	12	16	27.5	105	16

Order Number	피치 규격 Thread	Pitch (TPI)	날수 Flutes Z	산수 Teeth Zt	날경 Diameter D	나사부 길이 Thread Length L1	전장 Overall Length L	샙크 Shank Dia d
내부 급유형 (With coolant)								
4NPTMA 059 098 S06C	1/16 ~, 1/8 ~	27	4	10	5.9	9.8	60	6
4NPTMA 0765 098 S08C	1/8 ~	27	4	10	7.65	9.8	60	8
4NPTMA 099 147 S10C	1/4 ~, 3/8 ~	18	4	10	9.9	14.7	70	10
4NPTMA 1115 147 S12C	3/8 ~	18	4	10	11.15	14.7	70	12
4NPTMA 1425 189 S16C	1/2 ~, 3/4 ~	14	4	10	14.25	18.9	90	16
4NPTMA 160 275 S16C	1", 1 1/4", 1 1/2", 2"	11.5	4	12	16	27.5	105	16

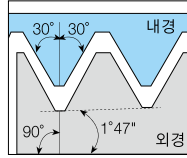


SUS, 티타늄 합금 가공

- 내부 홀을 통한 효과적인 냉각수 공급이 가능합니다.
- 절삭 영역으로 직접 절삭유를 공급하여 칩의 용착 현상을 제거합니다.
- 낮은 절삭부하를 위해 테이퍼 엔드밀 사용을 권장 합니다.
- 오른나사 및 왼나사 작업이 모두 가능합니다.

Thread Mills for SUS, Titanium alloys

- Effective cooling water supply is possible with coolant.
- With coolant, it removes chip sticking.
- Using taper endmill is recommended to reduce cutting wear.
- Both right and left threading are available.



규격 정의 : USAS B2.1:1968
공차 등급 : 표준 NPT

American UN

단위 Unit: mm

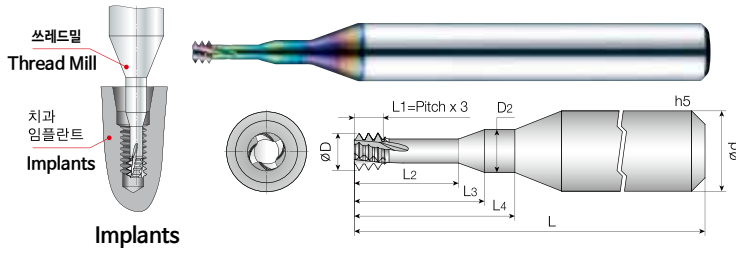
Order Number	피치 규격 Thread	Pitch (TPI)	날수 Flutes Z	산수 Teeth Zt	날경 Diameter D	나사부 길이 Thread Length L1	전장 Overall Length L	샤희 Shank Dia d
외부 급유형 (Without coolant)								
4NPTMS 059 098 S06	1/16 ~, 1/8 ~	27	4	10	5.9	9.8	60	6
4NPTMS 0765 098 S08	1/8 ~	27	4	10	7.65	9.8	60	8
4NPTMS 099 147 S10	1/4 ~, 3/8 ~	18	4	10	9.9	14.7	70	10
4NPTMS 1115 147 S12	3/8 ~	18	4	10	11.15	14.7	70	12
4NPTMS 1425 189 S16	1/2 ~, 3/4 ~	14	4	10	14.25	18.9	90	16
4NPTMS 160 275 S16	1", 1 1/4", 1 1/2", 2"	11.5	4	12	16	27.5	105	16

내부 급유형 (With coolant)								
Order Number	피치 규격 Thread	Pitch (TPI)	날수 Flutes Z	산수 Teeth Zt	날경 Diameter D	나사부 길이 Thread Length L1	전장 Overall Length L	샤희 Shank Dia d
4NPTMS 059 098 S06C	1/16 ~, 1/8 ~	27	4	10	5.9	9.8	60	6
4NPTMS 0765 098 S08C	1/8 ~	27	4	10	7.65	9.8	60	8
4NPTMS 099 147 S10C	1/4 ~, 3/8 ~	18	4	10	9.9	14.7	70	10
4NPTMS 1115 147 S12C	3/8 ~	18	4	10	11.15	14.7	70	12
4NPTMS 1425 189 S16C	1/2 ~, 3/4 ~	14	4	10	14.25	18.9	90	16
4NPTMS 160 275 S16C	1", 1 1/4", 1 1/2", 2"	11.5	4	12	16	27.5	105	16



4 Flutes Thread Mills for Dental Implants (Three Thread)

4날 치과 임플란트 가공 쓰레드밀 (3 나사산)

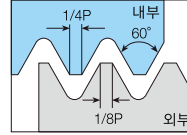


• 티타늄, 티타늄 합금 가공

- 경화강 내 나사 가공을 위한 견고하고 강력한 날 디자인.
- 향상된 절삭 및 칩 제거를 통해 공구가 구멍 안에서 끊어지는 위험을 줄입니다.
- 팁 형상은 절삭 저항을 줄이고 공구 구부림을 억제합니다.

• Thread Mills for Titanium, Titanium alloys

- Rigid and powerful flutes design for inside hardening steel.
- Enhanced threading enables chip removal smoothly to reduce possible brokage of tool inside hole.
- The shape of tip reduces fraction and prevent tool bending.



519P

ISO 측정항목

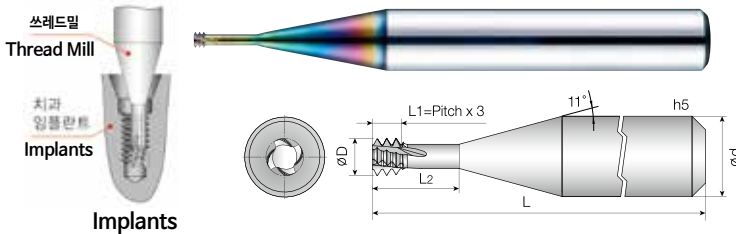
단위 Unit: mm

Order Number	피치 규격		날수 Flutes Z	산수 Teeth Zt	날경 Diameter D	목부경 Neck Diameter D2	유효장			전장 Overall Length L	샙크 Shank Dia d
	Thread	Pitch					L2	L3	L4		
외부 급유형 (Without coolant)											
4IMTM 009 025 S03 M012	M1.2	0.25	4	3	0.9	0.95	2.5	3.3	4.3	40	3
4IMTM 0105 028 S03 M014	M1.4	0.3	4	3	1.05	1.1	2.8	3.5	5	40	3
4IMTM 012 033 S03 M016	M1.6	0.35	4	3	1.2	1.25	3.3	4.2	5.9	40	3
4IMTM 014 038 S03 M018	M1.8	0.35	4	3	1.4	1.45	3.8	4.7	6.6	40	3
4IMTM 0154 039 S03 M2	M2	0.4	4	3	1.54	1.7	3.9	4.9	6.7	40	3
4IMTM 0196 048 S03 M025	M2.5	0.45	4	3	1.96	2	4.8	5.8	8.2	40	3



4 Flutes Thread Mills for Dental Implants (Three Thread)

4날 치과 임플란트 가공 쓰레드밀 (3 나사산)

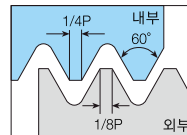


• 티타늄, 티타늄 합금 가공

- 경화강 내 나사 가공을 위한 견고하고 강력한 날 디자인.
- 향상된 절삭 및 칩 제거를 통해 공구가 구멍 안에서 끊어지는 위험을 줄입니다.
- 팁 형상은 절삭 저항을 줄이고 공구 구부림을 억제합니다.

• Thread Mills for Titanium, Titanium alloys

- Rigid and powerful flutes design for inside hardening steel.
- Enhanced threading enables chip removal smoothly to reduce possible brokage of tool inside hole.
- The shape of tip reduces fraction and prevent tool bending.



519P

ISO 측정항목

단위 Unit: mm

Order Number	피치 규격		날수 Flutes Z	산수 Teeth Zt	날경 Diameter D	유효장 Effective Length L2	전장 Overall Length L	샙크 Shank Dia d
	Thread	Pitch						
외부 급유형 (Without coolant)								
4IMTM 0057 023 S06 M008	M0.8	0.2	4	3	0.57	2.3	50	6
4IMTM 0064 026 S06 M009	M0.9	0.225	4	3	0.64	2.6	50	6
4IMTM 0071 029 S06 M1	M1	0.25	4	3	0.71	2.9	50	6
4IMTM 0091 034 S06 M012	M1.2	0.25	4	3	0.91	3.4	50	6
4IMTM 0105 039 S06 M014	M1.4	0.3	4	3	1.05	3.9	50	6
4IMTM 012 045 S06 M016	M1.6	0.35	4	3	1.2	4.5	50	6
4IMTM 014 050 S06 M018	M1.8	0.35	4	3	1.4	5	50	6
4IMTM 0154 056 S06 M2	M2	0.4	4	3	1.54	5.6	50	6
4IMTM 0184 063 S06 M023	M2.3	0.4	4	3	1.84	6.3	50	6
4IMTM 0198 069 S06 M025	M2.5	0.45	4	3	1.98	6.9	50	6
4IMTM 0208 071 S06 M026	M2.6	0.45	4	3	2.08	7.1	50	6