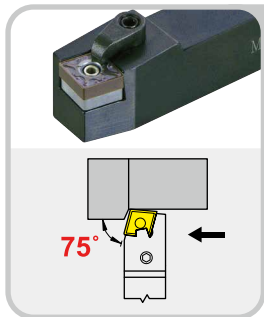
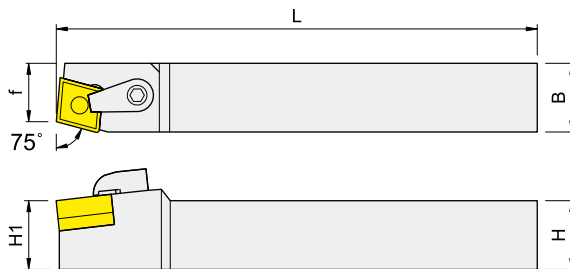


External Turning Holders 外徑車刀桿

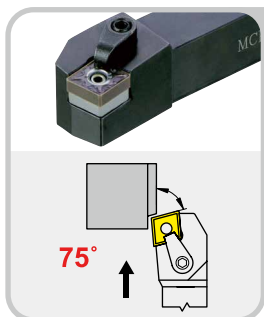


MCBN

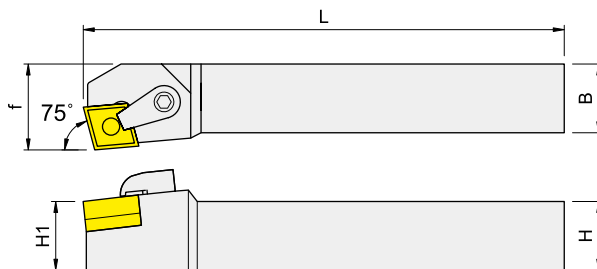


Right-hand shown

Order No.	Dimensions, mm					Insert	Pin	Shim	Wrench	Screw	Clamp	Wrench
	H	B	L	H1	f							
IMCBN ^R _L -2020K-12	20	20	125	20	17	CN..1204..	IMLP46-A	ICMS432	IPL25	IMS625TX	IMC620	IETL15
IMCBN ^R _L -2525M-12	25	25	150	25	22					IMS630TX		
IMCBN ^R _L -3232P-12	32	32	170	32	29							



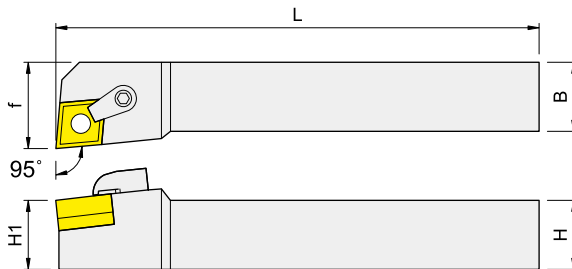
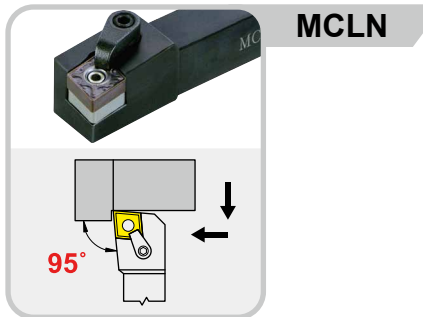
MCKN



Right-hand shown

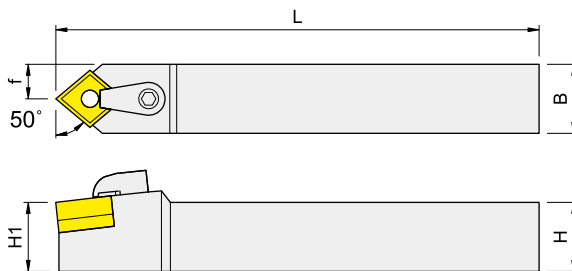
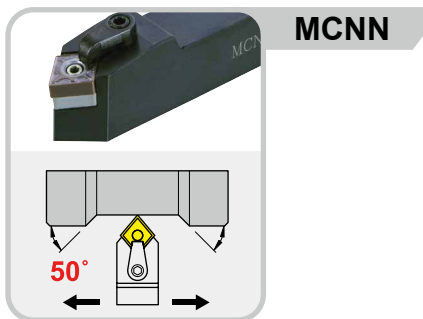
Order No.	Dimensions, mm					Insert	Pin	Shim	Wrench	Screw	Clamp	Wrench
	H	B	L	H1	f							
IMCKN ^R _L -1616K-12	16	16	125	16	20	CN..1204..	IMLP46-A	ICMS432	IPL25	IMS625TX	IMC620	IETL15
IMCKN ^R _L -2020K-12	20	20	125	20	25					IMS630TX		
IMCKN ^R _L -2525M-12	25	25	150	25	32							
IMCKN ^R _L -3232P-12	32	32	170	32	40							

External Turning Holders 外徑車刀桿



Right-hand shown

Order No.	Dimensions, mm					Insert	Pin	Shim	Wrench	Screw	Clamp	Wrench
	H	B	L	H1	f							
IMCLN ^R / _L -1616K-12	16	16	125	16	20	CN..1204..	IMLP46-A	ICMS432	IPL25	IMS625TX	IMC620	IETL15
IMCLN ^R / _L -2020K-12	20	20	125	20	25							
IMCLN ^R / _L -2525M-12	25	25	150	25	32					IMS630TX		
IMCLN ^R / _L -3232P-12	32	32	170	32	40							

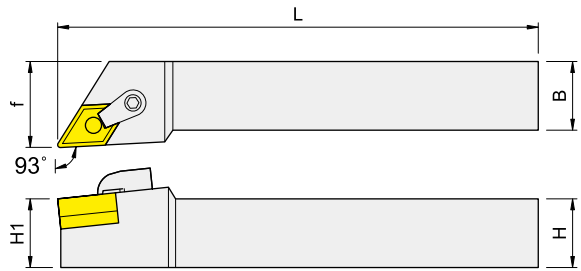
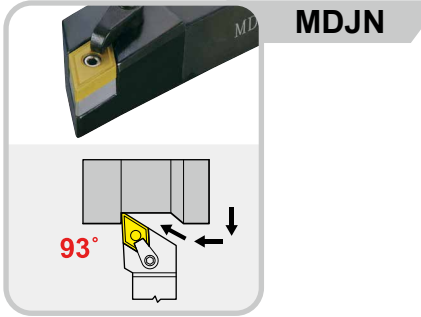


Order No.	Dimensions, mm					Insert	Pin	Shim	Wrench	Screw	Clamp	Wrench
	H	B	L	H1	f							
IMCNNN-1616K-12	16	16	125	16	8	CN..1204..	IMLP46-A	ICMS432	IPL25	IMS625TX	IMC620	IETL15
IMCNNN-2020K-12	20	20	125	20	10							
IMCNNN-2525M-12	25	25	150	25	12.5					IMS630TX		
IMCNNN-3232P-12	32	32	170	32	16							

Turning

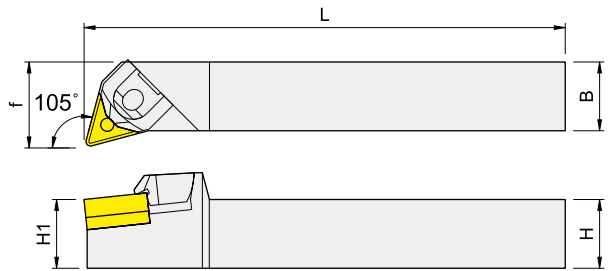
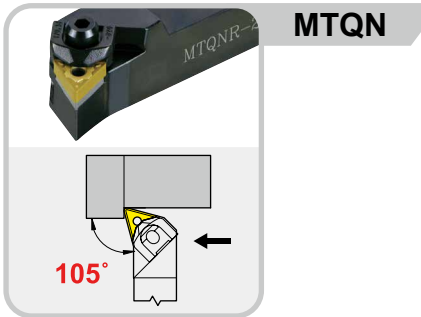
External Turning Holders

外徑車刀桿



Right-hand shown

Order No.	Dimensions, mm					Insert	Pin	Shim	Wrench	Screw	Clamp	Wrench
	H	B	L	H1	f							
IMDJN ^R / _L -2020K-1504	20	20	125	20	25	DN..1504..	IMLP46-AL	IDMS442	IPL25	IMS625TX	IMC622	IETL15
IMDJN ^R / _L -2525M-1504	25	25	150	25	32					IMS630TX		
IMDJN ^R / _L -2020K-1506	20	20	125	20	25	DN..1506..	IMLP46-AL	IDMS432	IPL25	IMS625TX	IMC622	IETL15
IMDJN ^R / _L -2525M-1506	25	25	150	25	32					IMS630TX		

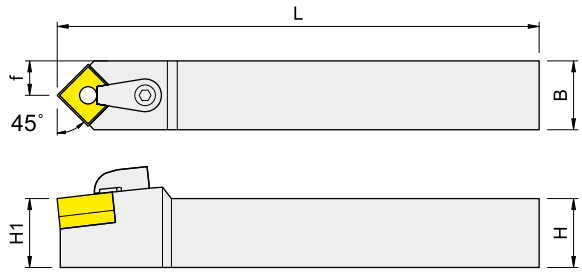
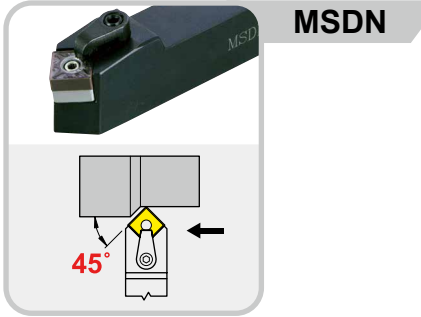


Right-hand shown

Order No.	Dimensions, mm					Insert	Pin	Screw	Wrench	Shim	Clamp	Wrench
	H	B	L	H1	f							
IMTQN ^R / _L -2020K-16	20	20	125	20	25	TN..1604..	IMCP3	IMCS3S-11	IPL30	ITWS322	IMCW3-P40	IPL40
IMTQN ^R / _L -2525M-16	25	25	150	25	32							

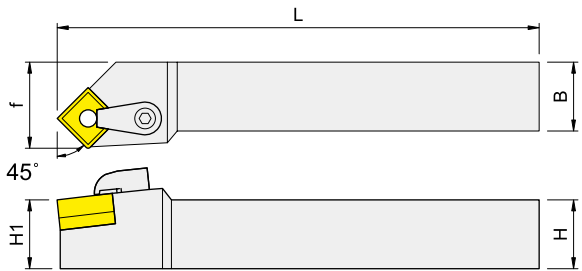
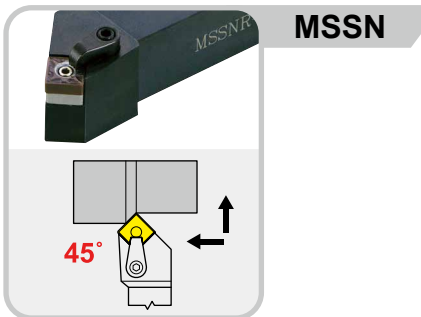
External Turning Holders

外徑車刀桿



Right-hand shown

Order No.	Dimensions, mm					Insert	Pin	Shim	Wrench	Screw	Clamp	Wrench
	H	B	L	H1	f							
IMSDNN-2020K-12	20	20	125	20	10	SN..1204..	IMLP46-A	ISMS432	IPL25	IMS625TX	IMC620	IETL15
IMSDNN-2525M-12	25	25	150	25	12.5					IMS630TX		

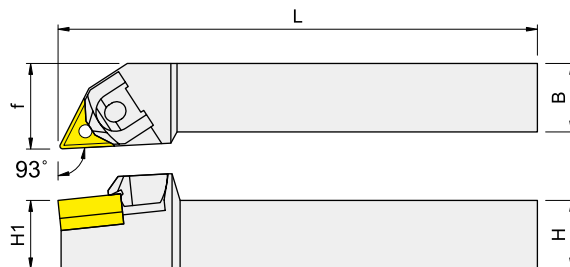
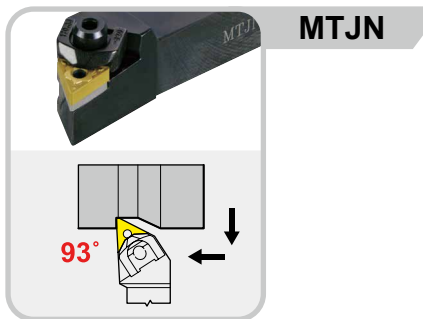


Right-hand shown

Order No.	Dimensions, mm					Insert	Pin	Shim	Wrench	Screw	Clamp	Wrench
	H	B	L	H1	f							
IMSSN ^R _L -1616K-12	16	16	125	16	20	SN..1204..	IMLP46-A	ISMS432	IPL25	IMS625TX	IMC620	IETL15
IMSSN ^R _L -2020K-12	20	20	125	20	25					IMS630TX		
IMSSN ^R _L -2525M-12	25	25	150	25	32							

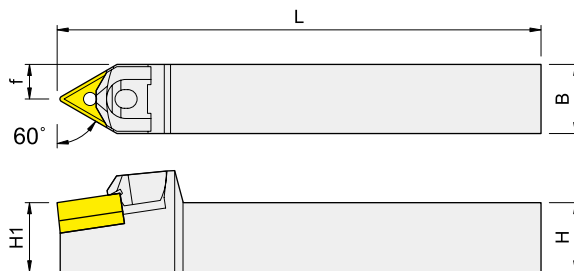
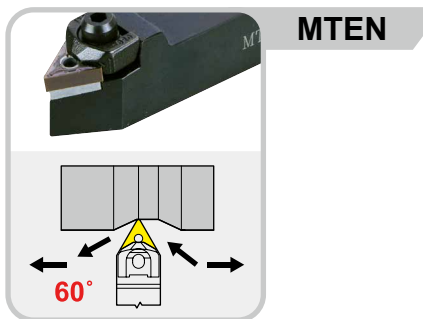
Turning

External Turning Holders 外徑車刀桿



Right-hand shown

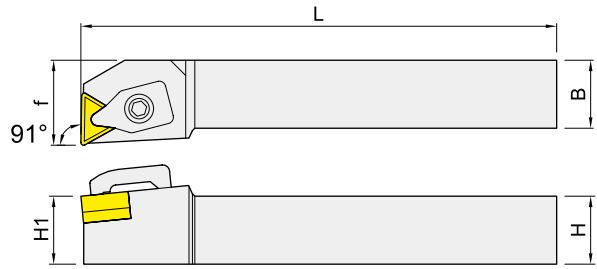
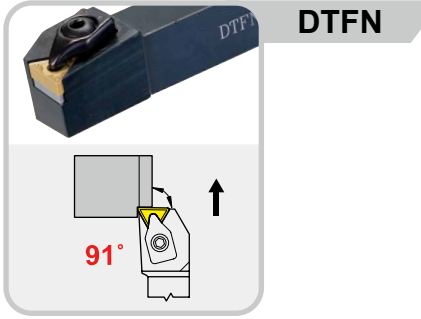
Order No.	Dimensions, mm					Insert	Pin	Screw	Wrench	Shim	Clamp	Wrench
	H	B	L	H1	f							
IMTJN ^R _L -1216K-16	12	16	125	16	21	TN..1604..	IMCP3	IMCS3S-11	IPL30	ITWS322	IMCW3-P40	IPL40
IMTJN ^R _L -1616K-16	16	16	125	16	21							
IMTJN ^R _L -2020K-16	20	20	125	20	25							
IMTJN ^R _L -2525M-16	25	25	150	25	32							
IMTJN ^R _L -3232P-16	32	32	170	32	40							



Order No.	Dimensions, mm					Insert	Pin	Screw	Wrench	Shim	Clamp	Wrench
	H	B	L	H1	f							
IMTENN-1216K-16	12	16	125	16	8	TN..1604..	IMCP3	IMCS3S-09	IPL30	ITWS322	IMCW3-P40	IPL40
IMTENN-1616K-16	16	16	125	16	8							
IMTENN-2020K-16	20	20	125	20	10							
IMTENN-2525M-16	25	25	150	25	12.5							

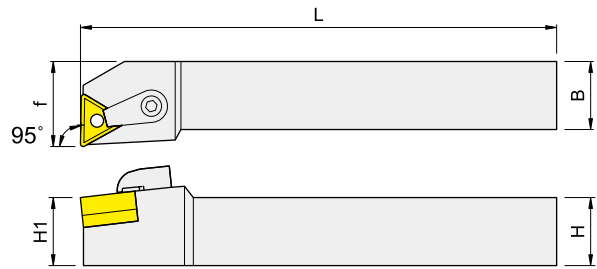
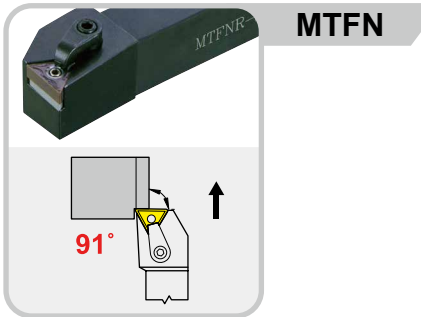
External Turning Holders

外徑車刀桿



Right-hand shown

Order No.	Dimensions, mm					Insert	Shim	Screw	Wrench	Clamp	Wrench
	H	B	L	H1	f						
IDTFN ^R _L -1616K-16	16	16	125	16	20	TN..1604..	ITWS322	IMS4008H	IPL25	IMCD324B	IPL40
IDTFN ^R _L -2020K-16	20	20	125	20	25						
IDTFN ^R _L -2525M-16	25	25	150	25	32						

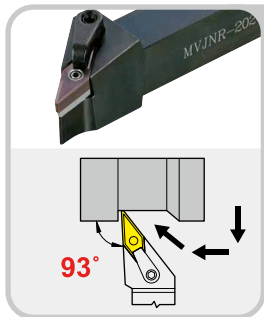


Right-hand shown

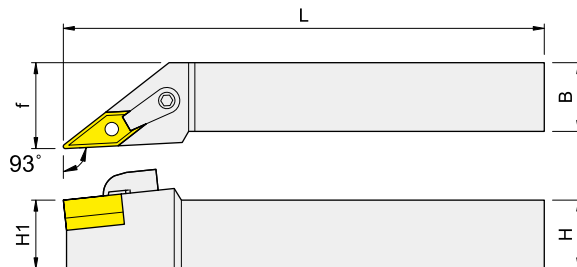
Order No.	Dimensions, mm					Insert	Pin	Shim	Wrench	Screw	Clamp	Wrench
	H	B	L	H1	f							
IMTFNR-1616K-16	16	16	125	16	20	TN..1604..	IMLP34L-A	ITMS322	IPL20	IMS625TX	IMC620	IETL15
IMTFNR-2020K-16	20	20	125	20	25							
IMTFNR-2525M-16	25	25	150	25	32							

Turning

External Turning Holders 外徑車刀桿

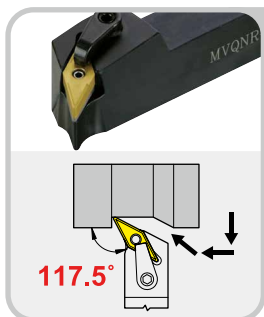


MVJN

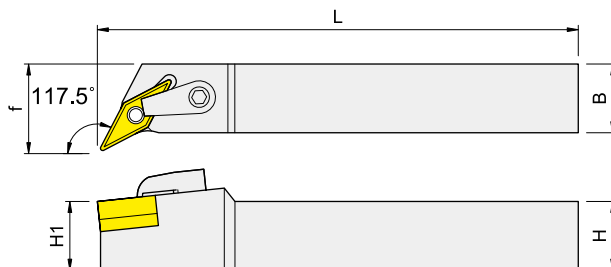


Right-hand shown

Order No.	Dimensions, mm					Insert	Pin	Shim	Wrench	Screw	Clamp	Wrench
	H	B	L	H1	f							
IMVJN ^R _L -1616K-16	16	16	125	16	21	VN..1604..	IMLP34L-A	IVMS322	IPL20	IMS625TX	IMC622	IETL15
IMVJN ^R _L -2020K-16	20	20	125	20	25					IMS630TX		
IMVJN ^R _L -2525M-16	25	25	150	25	32							



MVQN

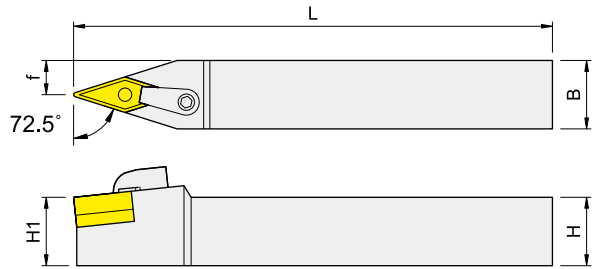
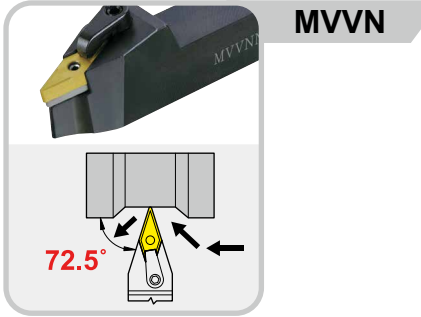


Right-hand shown

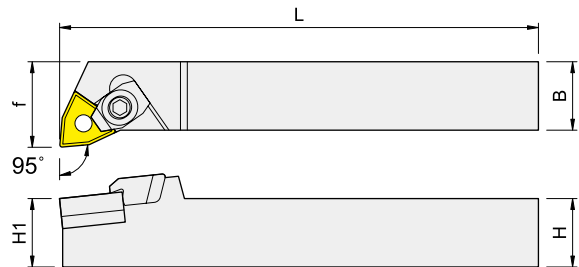
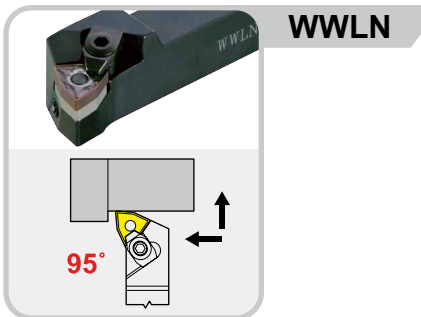
Order No.	Dimensions, mm					Insert	Pin	Shim	Wrench	Screw	Clamp	Wrench
	H	B	L	H1	f							
IMVQN ^R _L -2020K-16	20	20	125	20	25	VN..1604..	IMLP34L-A	IVMS322	IPL20	IMS625TX	IMC622	IETL15
IMVQN ^R _L -2525M-16	25	25	150	25	32					IMS630TX		

External Turning Holders

外徑車刀桿



Order No.	Dimensions, mm					Insert	Pin	Shim	Wrench	Screw	Clamp	Wrench
	H	B	L	H1	f							
IMVVNN-1616K-16	16	16	125	16	8	VN..1604..	IMLP34L-A	IVMS322	IPL20	IMS625TX	IMC622	IETL15
IMVVNN-2020K-16	20	20	125	20	10					IMS630TX		
IMVVNN-2525M-16	25	25	150	25	12.5							

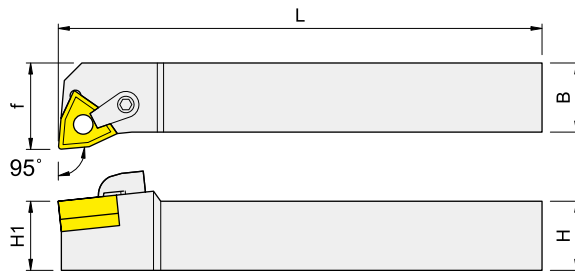
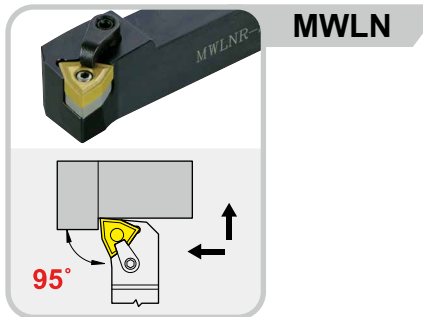


Right-hand shown

Order No.	Dimensions, mm					Insert	Pin	Screw	Wrench	Shim	Clamp	Wrench
	H	B	L	H1	f							
IWWLN ^R / _L -2020K-08	20	20	125	20	25	WN..0804..	IMCP4	IMCS3S-09	IPL30	IWMS432	IWCW6-P4	IPL40
IWWLN ^R / _L -2525M-08	25	25	150	25	32							

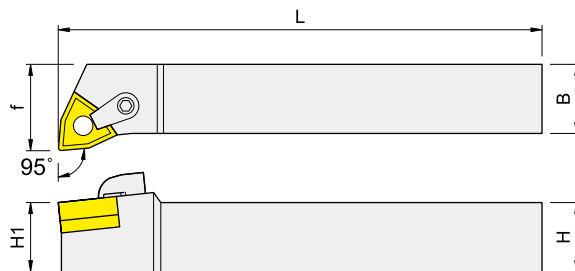
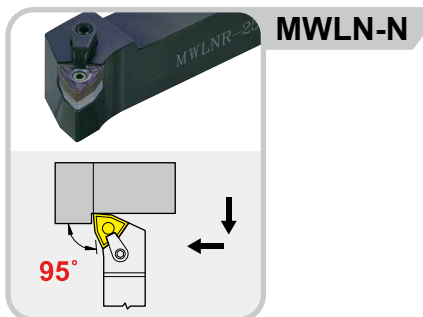
Turning

External Turning Holders 外徑車刀桿



Right-hand shown

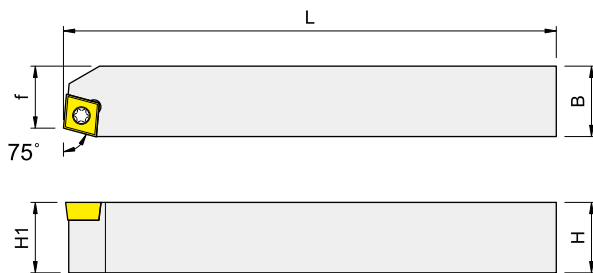
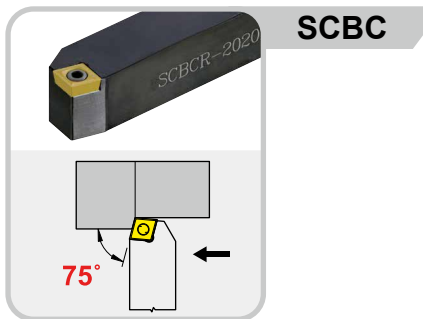
Order No.	Dimensions, mm					Insert	Pin	Shim	Wrench	Screw	Clamp	Wrench
	H	B	L	H1	f							
IMWLN ^R /L-2020K-08	20	20	125	20	25	WN..0804..	IMLP46-A	IWMS432	IPL25	IMS625TX	IMC620	IETL15
IMWLN ^R /L-2525M-08	25	25	150	25	32					IMS630TX		



Right-hand shown

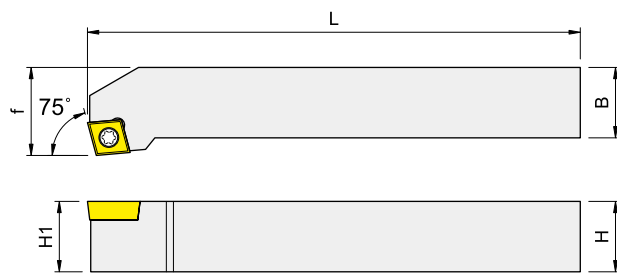
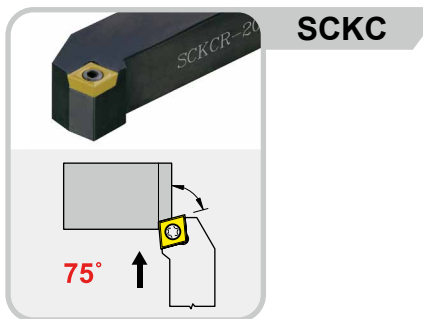
Order No.	Dimensions, mm					Insert	Pin	Shim	Wrench	Screw	Clamp	Wrench
	H	B	L	H1	f							
IMWLN ^R /L-2020K-08N	20	20	125	20	25	WN..0804..	IMLP46-A	IWMS432	IPL25	IMS625TX	IMC620	IETL15
IMWLN ^R /L-2525M-08N	25	25	150	25	32					IMS630TX		

External Turning Holders 外徑車刀桿



Right-hand shown

Order No.	Dimensions, mm					Insert	Clamp 	Wrench
	H	B	L	H1	f			
ISCB ^R _L -2020K-09	20	20	125	20	17.5	CC..09T3..	IMS4011A	ITK15

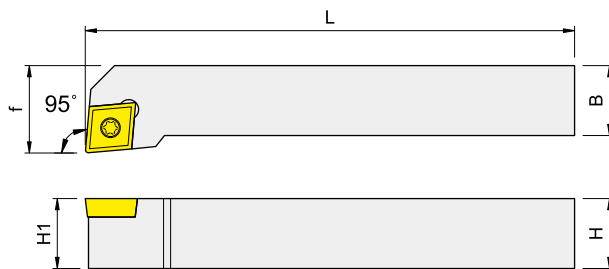
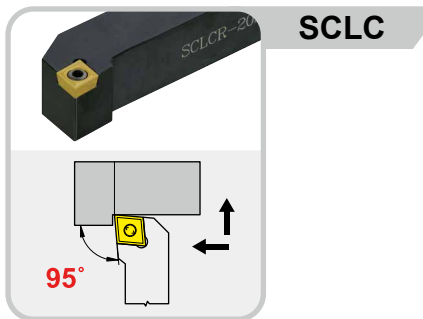


Right-hand shown

Order No.	Dimensions, mm					Insert	Clamp 	Wrench
	H	B	L	H1	f			
ISCK ^R _L -1212K-09	12	12	125	12	16	CC..09T3..	IMS4011A	ITK15
ISCK ^R _L -1616K-09	16	16	125	16	20			
ISCK ^R _L -2020K-09	20	20	125	20	25			
ISCK ^R _L -2525M-09	25	25	150	25	32			


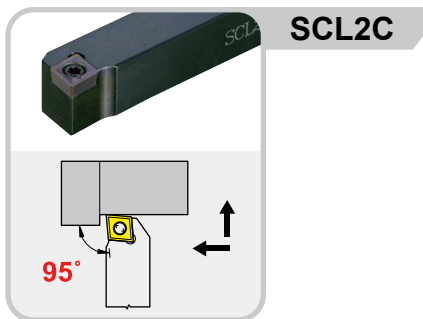
Turning

External Turning Holders 外徑車刀桿



Right-hand shown

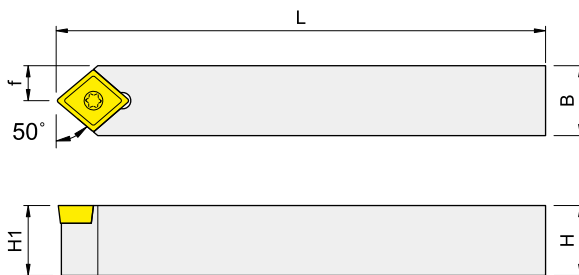
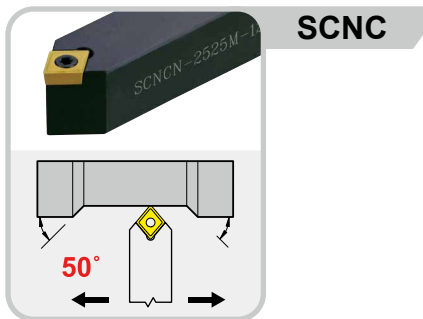
Order No.	Dimensions, mm					Insert	Clamp	Wrench
	H	B	L	H1	f			
ISCLC ^R / _L -1010H-06	10	10	100	10	12	CC..0602..	IMS2506A	ITK09
ISCLC ^R / _L -1010K-06	10	10	125	10	12			
ISCLC ^R / _L -1212H-09	12	12	100	12	16	CC..09T3..	IMS4011A	ITK15
ISCLC ^R / _L -1212K-09	12	12	125	12	16			
ISCLC ^R / _L -1616K-09	16	16	125	16	20			
ISCLC ^R / _L -2020K-09	20	20	125	20	25			
ISCLC ^R / _L -2525M-09	25	25	150	25	32	CC..1204..	IMS5011A	ITK20
ISCLC ^R / _L -2020K-12	20	20	125	20	25			
ISCLC ^R / _L -2525M-12	25	25	150	25	32			



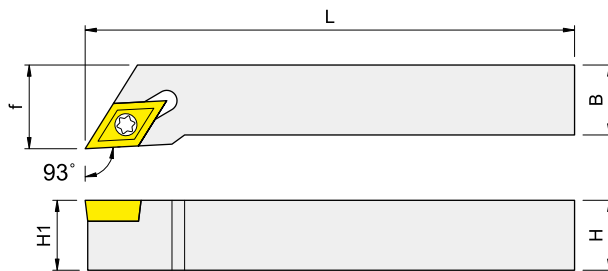
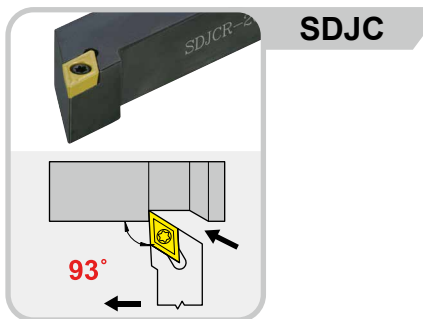
Right-hand shown

Order No.	Dimensions, mm					Insert	Clamp	Wrench
	H	B	L	H1	f			
ISCL2C ^R / _L -1010H-06	10	10	100	10	10	CC..0602..	IMS2506A	ITK09
ISCL2C ^R / _L -1212H-09	12	12	100	12	12	CC..09T3..	IMS4011A	ITK15
ISCL2C ^R / _L -1616K-09	16	16	125	16	16			
ISCL2C ^R / _L -2020K-09	20	20	125	20	25			

External Turning Holders 外徑車刀桿



Order No.	Dimensions, mm					Insert	Clamp	Wrench
	H	B	L	H1	f			
ISCNCN-1616K-06	16	16	125	16	8	CC..0602..	IMS2506A	ITK09
ISCNCN-1212K-09	12	12	125	12	6	CC..09T3..	IMS4011A	ITK15
ISCNCN-1616K-09	16	16	125	16	8			
ISCNCN-2020K-09	20	20	125	20	10			
ISCNCN-2525M-09	25	25	150	25	12.5	CC..1204..	IMS5011A	ITK20
ISCNCN-2020K-12	20	20	125	20	10			
ISCNCN-2525M-12	25	25	150	25	12.5			

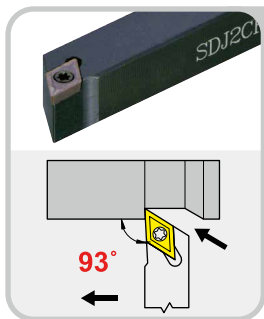


Right-hand shown

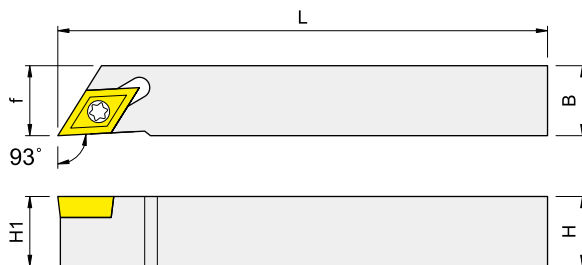
Order No.	Dimensions, mm					Insert	Clamp	Wrench
	H	B	L	H1	f			
ISDJC ^R / _L -1010H-07	10	10	100	10	12	DC..0702..	IMS2506B	ITK09
ISDJC ^R / _L -1212H-07	12	12	100	12	16			
ISDJC ^R / _L -1212K-07	12	12	125	12	16			
ISDJC ^R / _L -1616K-07	16	16	125	16	20			
ISDJC ^R / _L -2020K-07	20	20	125	20	25			
ISDJC ^R / _L -1212H-11	12	12	100	12	16	DC..11T3..	IMS4009A	ITK15
ISDJC ^R / _L -1212K-11	12	12	125	12	16			
ISDJC ^R / _L -1616K-11	16	16	125	16	20			
ISDJC ^R / _L -2020K-11	20	20	125	20	25			
ISDJC ^R / _L -2525M-11	25	25	150	25	32			

Turning

External Turning Holders 外徑車刀桿

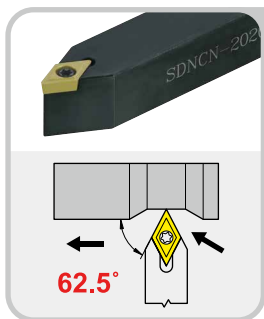


SDJ2C

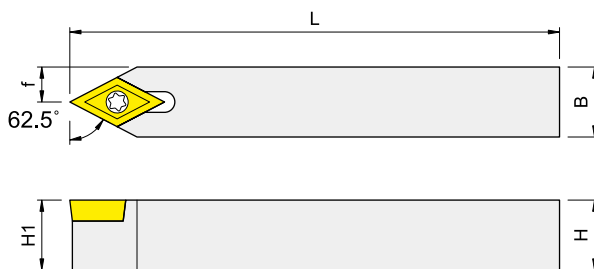


Right-hand shown

Order No.	Dimensions, mm					Insert	Clamp	Wrench
	H	B	L	H1	f			
ISDJ2C ^R / _L -1010H-07	10	10	100	10	10	DC..0702..	IMS2506B	ITK09
ISDJ2C ^R / _L -1212H-07	12	12	100	12	12			
ISDJ2C ^R / _L -1212K-07	12	12	125	12	12			
ISDJ2C ^R / _L -1616K-07	16	16	125	16	16			
ISDJ2C ^R / _L -2020K-07	20	20	125	20	20			
ISDJ2C ^R / _L -2525M-07	25	25	150	25	25			
ISDJ2C ^R / _L -1010H-11	10	10	100	10	10	DC..11T3..	IMS4009A	ITK15
ISDJ2C ^R / _L -1010K-11	10	10	125	10	10			
ISDJ2C ^R / _L -1212H-11	12	12	100	12	12			
ISDJ2C ^R / _L -1616K-11	16	16	125	16	16			
ISDJ2C ^R / _L -2020K-11	20	20	125	20	20			
ISDJ2C ^R / _L -2525M-11	25	25	150	25	25			
ISDJ2C ^R / _L -3232P-11	32	32	170	32	32			



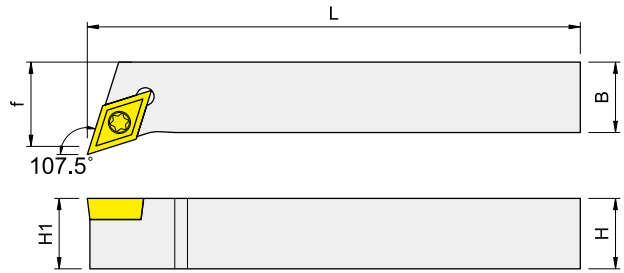
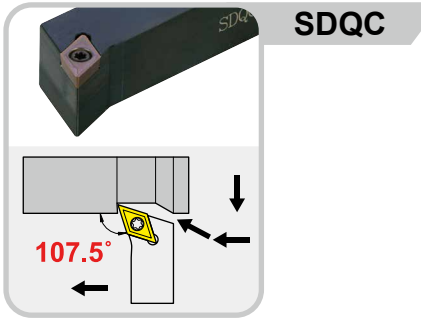
SDNC



Order No.	Dimensions, mm					Insert	Clamp	Wrench
	H	B	L	H1	f			
ISDNCN-1010H-07	10	10	100	10	5	DC..0702..	IMS2506B	ITK09
ISDNCN-1212H-07	12	12	100	12	6			
ISDNCN-1616K-07	16	16	125	16	8			
ISDNCN-1212H-11	12	12	100	12	6	DC..11T3..	IMS4011A	ITK15
ISDNCN-1212K-11	12	12	125	12	6			
ISDNCN-1616K-11	16	16	125	16	8			
ISDNCN-2020K-11	20	20	125	20	10			
ISDNCN-2525M-11	25	25	150	25	12.5			

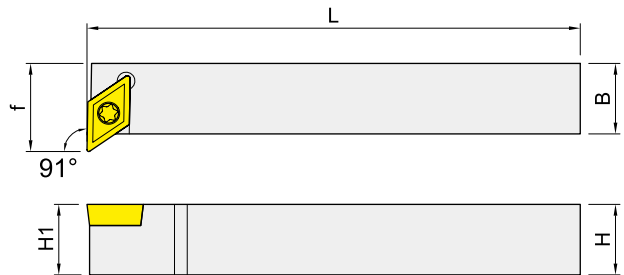
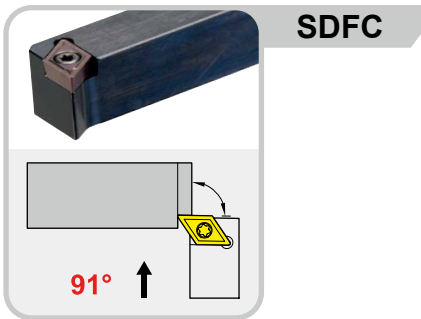
External Turning Holders

外徑車刀桿



Right-hand shown

Order No.	Dimensions, mm					Insert	Clamp	Wrench
	H	B	L	H1	f			
ISDQC ^R _L -1212H-11	12	12	100	12	16	DC..11T3..	IMS4011A	ITK15
ISDQC ^R _L -1616K-11	16	16	125	16	20			
ISDQC ^R _L -2020K-11	20	20	125	20	25			
ISDQC ^R _L -2525M-11	25	25	150	25	32			


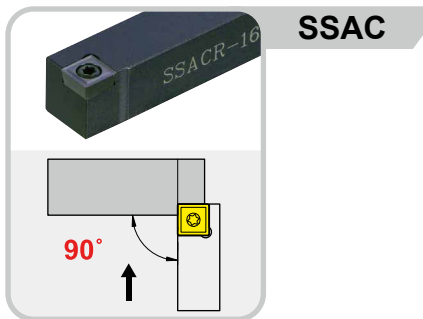


Right-hand shown

Order No.	Dimensions, mm					Insert	Clamp	Wrench
	H	B	L	H1	f			
ISDFC ^R _L -1212K-07	12	12	125	12	16	DC..0702..	IMS2506B	ITK09
ISDFC ^R _L -1212K-11	12	12	125	12	19	DC..11T3..	IMS4011A	ITK15
ISDFC ^R _L -1616K-11	16	16	125	16	20			

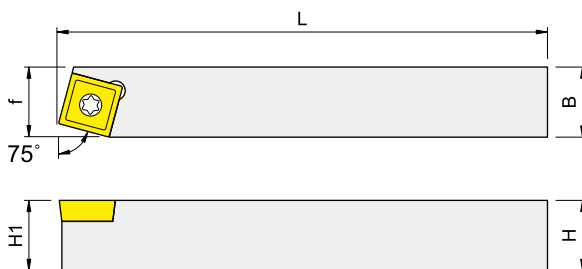
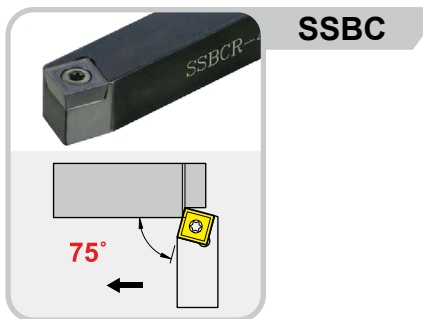
Turning

External Turning Holders 外徑車刀桿



Right-hand shown

Order No.	Dimensions, mm					Insert	Clamp 	Wrench
	H	B	L	H1	f			
ISSAC ^R / _L -3.4H-09	9.5	12.7	100	9.5	12.7	SC..09T3..	IMS4009A	ITK15
ISSAC ^R / _L -4.4H-09	12.7	12.7	100	12.7	12.7		IMS4011A	ITK15
ISSACR-1212H-09	12	12	100	12	12			
ISSAC ^R / _L -1616K-09	16	16	125	16	16			

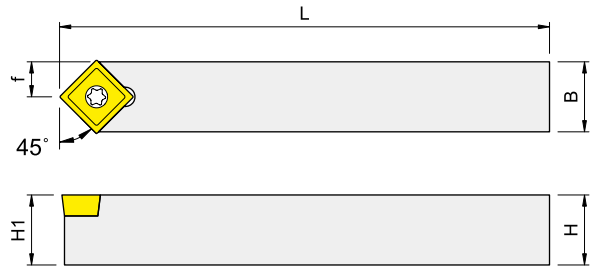
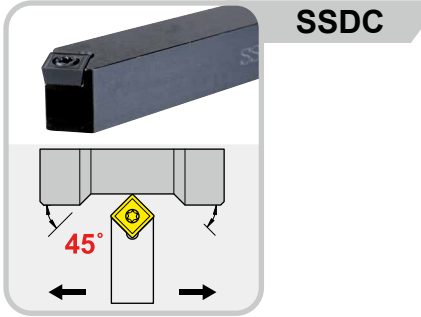


Right-hand shown

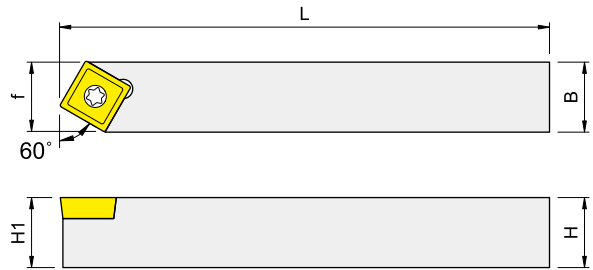
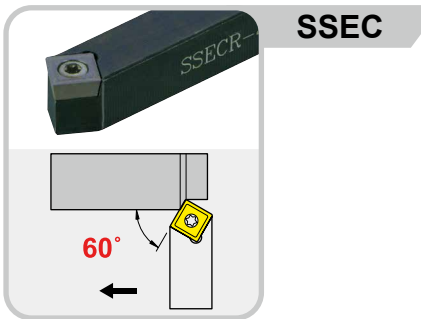
Order No.	Dimensions, mm					Insert	Clamp 	Wrench
	H	B	L	H1	f			
ISSBC ^R / _L -3.4H-09	9.5	12.7	100	9.5	12.7	SC..09T3..	IMS4009A	ITK15
ISSBC ^R / _L -4.4H-09	12.7	12.7	100	12.7	12.7		IMS4011A	ITK15
ISSBC ^R / _L -1212H-09	12	12	100	12	12			

External Turning Holders

外徑車刀桿

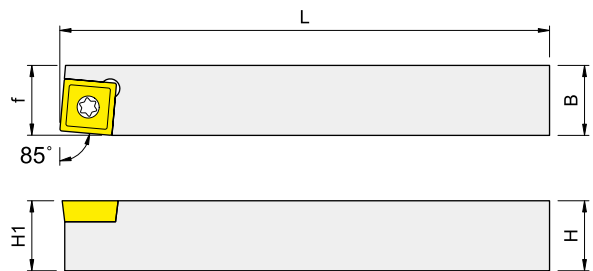
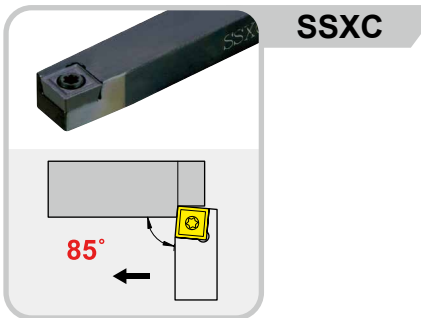


Order No.	Dimensions, mm					Insert	Clamp 	Wrench
	H	B	L	H1	f			
ISSDCN-3.4H-09	9.5	12.7	100	9.5	6.35	SC..09T3..	IMS4009A	ITK15
ISSDCN-4.4H-09	12.7	12.7	100	12.7	6.35	SC..09T3..	IMS4011A	ITK15
ISSDCN-1212H-09	12	12	100	12	6			
ISSDCN-1616K-09	16	16	125	16	8			
ISSDCN-2020K-09	20	20	125	20	10			
ISSDCN-2525M-09	25	25	150	25	12.5			



Right-hand shown

Order No.	Dimensions, mm					Insert	Clamp 	Wrench
	H	B	L	H1	f			
ISSEC ^R _L -3.4H-09	9.5	12.7	100	9.5	12.7	SC..09T3..	IMS4009A	ITK15
ISSEC ^R _L -4.4H-09	12.7	12.7	100	12.7	12.7	SC..09T3..	IMS4011A	ITK15
ISSEC ^R _L -1212H-09	12	12	100	12	12			

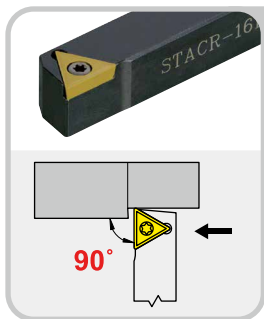


Right-hand shown

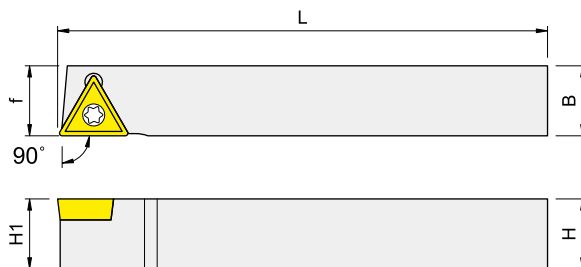
Order No.	Dimensions, mm					Insert	Clamp 	Wrench
	H	B	L	H1	f			
ISSXCR-3.4H-09	9.5	12.7	100	9.5	12.7	SC..09T3..	IMS4009A	ITK15

Turning

External Turning Holders 外徑車刀桿

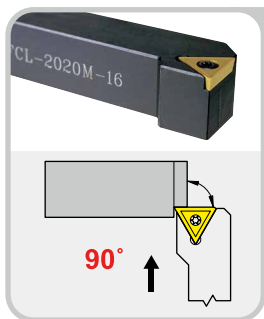


STAC

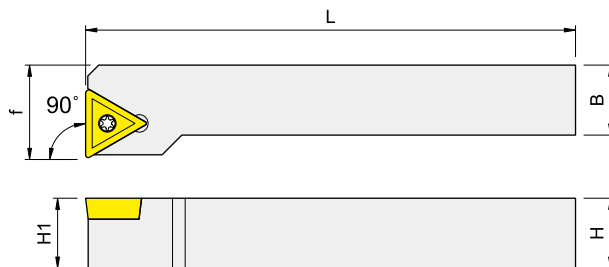


Right-hand shown

Order No.	Dimensions, mm					Insert	Clamp 	Wrench
	H	B	L	H1	f			
ISTACR-1010H-11	10	10	100	10	10	TC..1102..	IMS2506A	ITK09
ISTACR-1212H-11	12	12	100	12	12			
ISTACR-1616K-11	16	16	125	16	16			
ISTACR-3.4H-11	9.5	12.7	100	9.5	12.7			
ISTACR-4.4H-11	12.7	12.7	100	12.7	12.7			
ISTACR-1616K-16	16	16	125	16	16	TC..16T3..	IMS4011A	ITK15



STFC

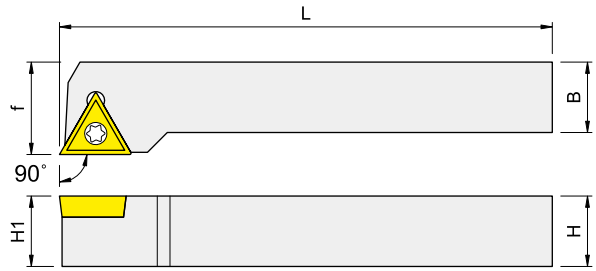
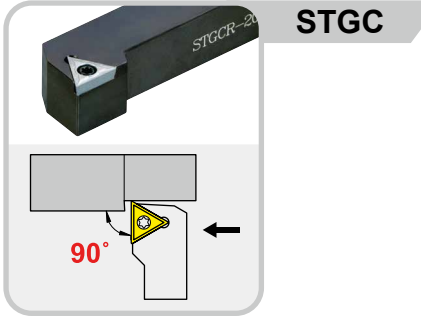


Right-hand shown

Order No.	Dimensions, mm					Insert	Clamp 	Wrench
	H	B	L	H1	f			
ISTFC ^R _L -2020K-16	20	20	125	20	25	TC..16T3..	IMS4011A	ITK15
ISTFC ^R _L -2525M-16	25	25	150	25	32			

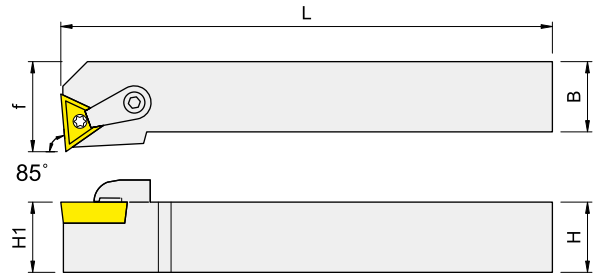
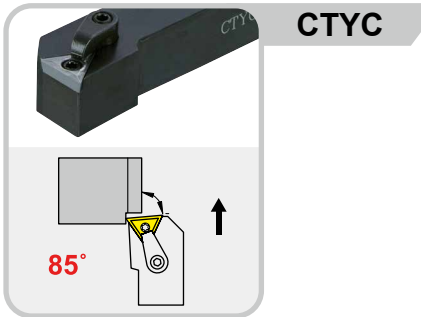
External Turning Holders

外徑車刀桿



Right-hand shown

Order No.	Dimensions, mm					Insert	Clamp 	Wrench
	H	B	L	H1	f			
ISTGC ^R _L -1212K-16	12	12	100	12	16	TC..16T3..	IMS4011A	ITK15
ISTGC ^R _L -1616K-16	16	16	125	16	20			
ISTGC ^R _L -2020K-16	20	20	125	20	25			
ISTGC ^R _L -2525M-16	25	25	150	25	32			

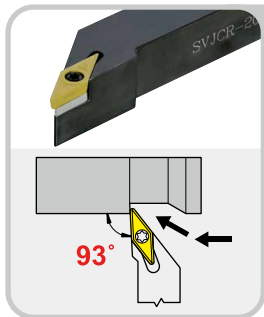


Right-hand shown

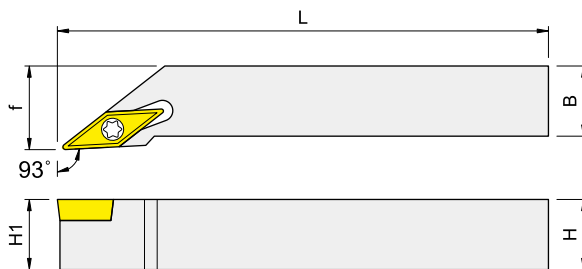
Order No.	Dimensions, mm					Insert	Screw 	Wrench 	Screw 	Clamp 	Wrench
	H	B	L	H1	f						
ICTYC ^R _L -2020K-16	20	20	125	20	25	TC..16T3..	IMS4011A	ITK15	IMS625TX	IMC620	IETL15

Turning

External Turning Holders 外徑車刀桿

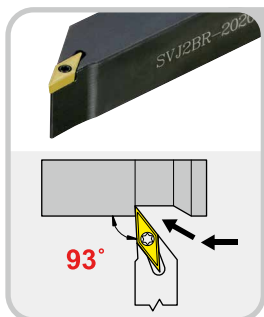


SVJB

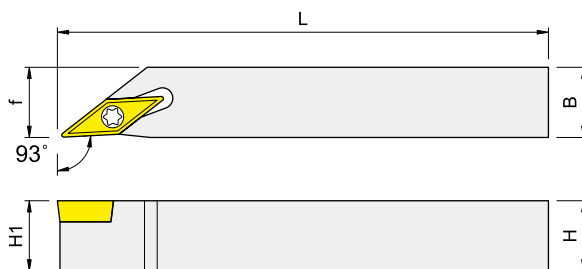


Right-hand shown

Order No.	Dimensions, mm					Insert	Shim	Screw	Wrench	Screw	Wrench
	H	B	L	H1	f						
ISVJB ^{R/L} -1616K-16	16	16	125	16	20	VB..1604..	IVSS322	IMDS5035S	IPL35	IMS3512B	ITK15
ISVJB ^{R/L} -2020K-16	20	20	125	20	25						
ISVJB ^{R/L} -2525M-16	25	25	150	25	32						
ISVJC ^{R/L} -1010H-11	10	10	100	10	12	VC..1103..	--	--	--	IMS2506A	ITK09
ISVJC ^{R/L} -1212K-11	12	12	125	12	16						
ISVJC ^{R/L} -1616K-11	16	16	125	16	20						
ISVJC ^{R/L} -2020K-11	20	20	125	20	25						
ISVJC ^{R/L} -2525M-11	25	25	150	25	32						



SVJ2B

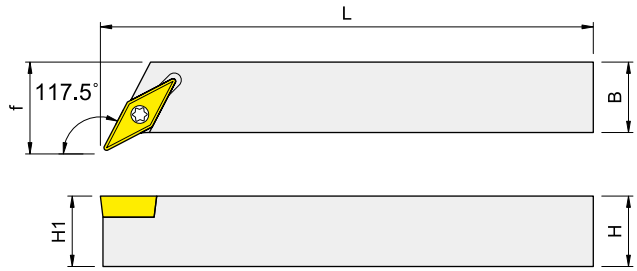


Right-hand shown

Order No.	Dimensions, mm					Insert	Screw	Wrench	Screw	Clamp	Wrench
	H	B	L	H1	f						
ISVJ2C ^{R/L} -1010H-11	10	10	100	10	10	VC..1103..	--	--	--	IMS2506A	ITK09
ISVJ2C ^{R/L} -1212H-11	12	12	100	12	12						
ISVJ2C ^{R/L} -1616K-11	16	16	125	16	16						
ISVJ2C ^{R/L} -2020K-11	20	20	125	20	20						

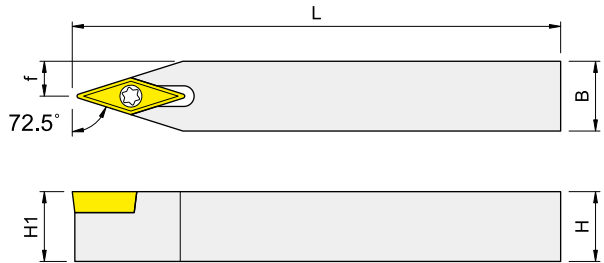
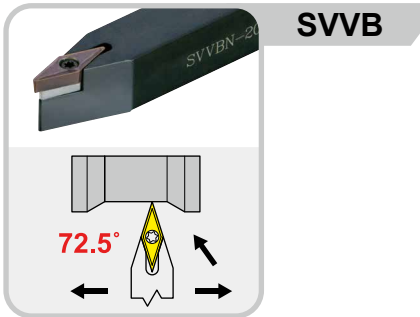
External Turning Holders

外徑車刀桿



Right-hand shown

Order No.	Dimensions, mm					Insert	Shim	Screw	Wrench	Screw	Wrench
	H	B	L	H1	f						
ISVQB ^R _L -2020K-16	20	20	125	20	25	VB..1604..	IVSS322	IMDS5035S	IPL35	IMS3512B	ITK15
ISVQB ^R _L -2525M-16	25	25	150	25	32						
ISVQC ^R _L -1212H-11	12	12	100	12	16	VC..1103..	--	--	--	IMS2506A	ITK09
ISVQC ^R _L -1616K-11	16	16	125	16	20						
ISVQC ^R _L -2020K-11	20	20	125	20	25						



Order No.	Dimensions, mm					Insert	Screw	Wrench	Screw	Clamp	Wrench
	H	B	L	H1	f						
ISVVBN-1616K-16	16	16	125	16	8	VB..1604..	IVSS322	IMDS5035S	IPL35	IMS3512B	ITK15
ISVVBN-2020K-16	20	20	125	20	10						
ISVVBN-2525M-16	25	25	150	25	12.5						
ISVVCN-1010H-11	10	10	100	10	5	VC..1103..	--	--	--	IMS2506A	ITK09
ISVVCN-1212K-11	12	12	125	12	6						
ISVVCN-1616K-11	16	16	125	16	8						
ISVVCN-2020K-11	20	20	125	20	10						
ISVVCN-2525M-11	25	25	150	25	12.5						

Turning