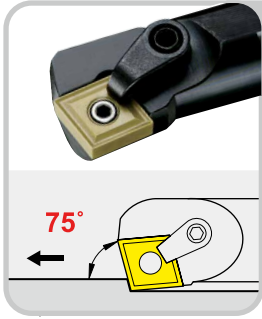


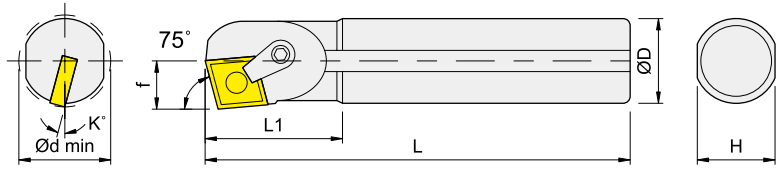
Internal Turning Holders

內徑車刀桿



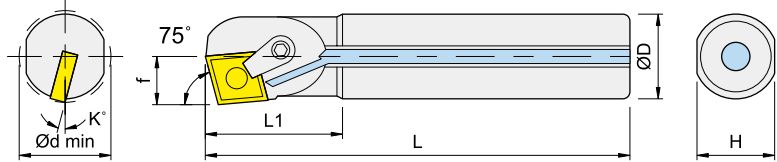
MCKN

■ S.-MCKNR/L-12 Steel shank



Right-hand shown

■ A.-MCKNR/L-12 Steel shank+coolant hole

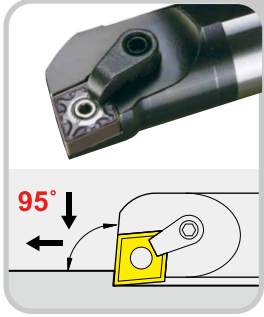


Right-hand shown

Order No.	Dimensions, mm							Insert	Shim	Pin	Wrench	Clamp	Screw	Wrench
	D	L	L1	f	H	K	dmin							
IS20R-MCKN <sup>R</sup> / <sub>L</sub> -12	20	200	40	13	18	15	25	CN..1204..	--	IMLP44-A	IPL25	IMC620	IMS620TX	IETL15
IS25R-MCKN <sup>R</sup> / <sub>L</sub> -12	25	200	40	15.5	23	13	30		ICMS432	IMLP46-A	IPL25		IMS625TX	
IS32S-MCKN <sup>R</sup> / <sub>L</sub> -12	32	250	48	19.5	30	13	40		ICMS432	IMLP46-A	IPL25		IMS625TX	
IS40T-MCKN <sup>R</sup> / <sub>L</sub> -12	40	300	55	25.5	37	12	50							
IS50U-MCKN <sup>R</sup> / <sub>L</sub> -12	50	350	60	30.5	47	10	60		--	IMLP44-A	IPL25		IMS620TX	
IS60V-MCKN <sup>R</sup> / <sub>L</sub> -12	60	400	60	35.5	57	9	70							
IA20R-MCKN <sup>R</sup> / <sub>L</sub> -12	20	200	40	13	18	15	25		ICMS432	IMLP46-A	IPL25		IMS625TX	
IA25R-MCKN <sup>R</sup> / <sub>L</sub> -12	25	200	40	15.5	23	13	30							
IA32S-MCKN <sup>R</sup> / <sub>L</sub> -12	32	250	48	19.5	30	13	40							
IA40T-MCKN <sup>R</sup> / <sub>L</sub> -12	40	300	55	25.5	37	12	50							

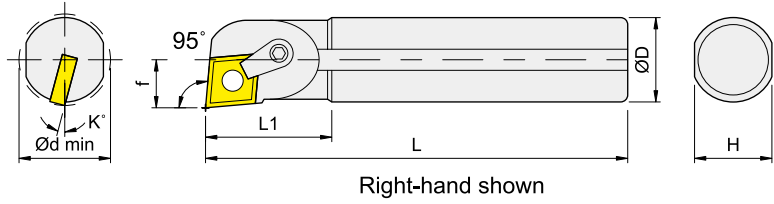
Internal Turning Holders

內徑車刀桿

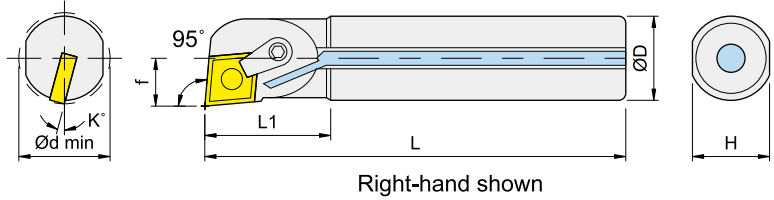


MCLN

■ S.-MCKNR/L-12 Steel shank




■ A.-MCKNR/L-12 Steel shank+coolant hole



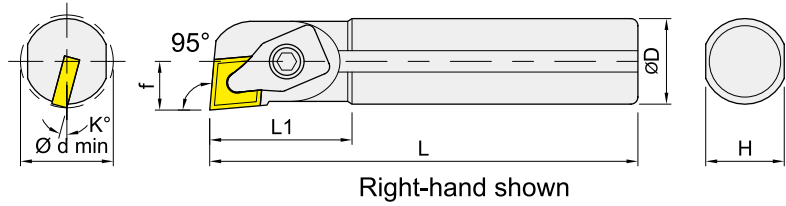
Order No.	Dimensions, mm							Insert	Shim	Pin	Wrench	Clamp	Screw	Wrench
	D	L	L1	f	H	K	dmin							
IS20R-MCLN <sup>R</sup> / <sub>L</sub> -12	20	200	40	13	18	15	25	CN..1204..	--	IMLP44-A	IPL25	IMC620	IMS620TX	IETL15
IS25R-MCLN <sup>R</sup> / <sub>L</sub> -12	25	200	40	15.5	23	13	30		ICMS432	IMLP46-A	IPL25		IMS625TX	
IS32S-MCLN <sup>R</sup> / <sub>L</sub> -12	32	250	48	19.5	30	13	40		--	IMLP44-A	IPL25		IMS620TX	
IS40T-MCLN <sup>R</sup> / <sub>L</sub> -12	40	300	55	25.5	37	12	50		ICMS432	IMLP46-A	IPL25	IMS625TX		
IS50U-MCLN <sup>R</sup> / <sub>L</sub> -12	50	350	60	30.5	47	10	60		--	IMLP44-A	IPL25	IMS620TX		
IS60V-MCLN <sup>R</sup> / <sub>L</sub> -12	60	400	60	35	57	9	70		ICMS432	IMLP46-A	IPL25	IMS625TX		
IA20R-MCLN <sup>R</sup> / <sub>L</sub> -12	20	200	40	13	18	15	25		--	IMLP44-A	IPL25	IMS620TX		
IA25R-MCLN <sup>R</sup> / <sub>L</sub> -12	25	200	40	15.5	23	13	30		ICMS432	IMLP46-A	IPL25	IMS625TX		
IA32S-MCLN <sup>R</sup> / <sub>L</sub> -12	32	250	48	19.5	30	13	40		--	IMLP44-A	IPL25	IMS620TX		
IA40T-MCLN <sup>R</sup> / <sub>L</sub> -12	40	300	55	25.5	37	12	50	ICMS432	IMLP46-A	IPL25	IMS625TX			

Internal Turning Holders

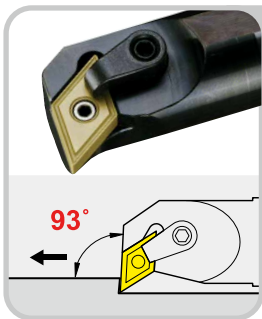
內徑車刀桿



**DCLN**



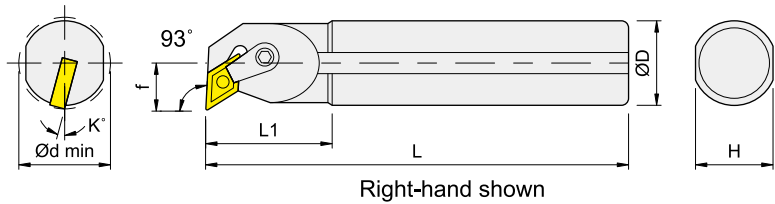
Order No.	Dimensions, mm							Insert	Shim	Screw	Wrench	Clamp	Wrench
	D	L	L1	f	H	K	dmin						
IS20R-DCLN <sup>R</sup> / <sub>L</sub> -12	20	200	40	14	18	15	28	CN..1204..	--	--	--	IMCD425	IETL20
IS25R-DCLN <sup>R</sup> / <sub>L</sub> -12	25	200	40	15	23	15	30						



**MDUN**

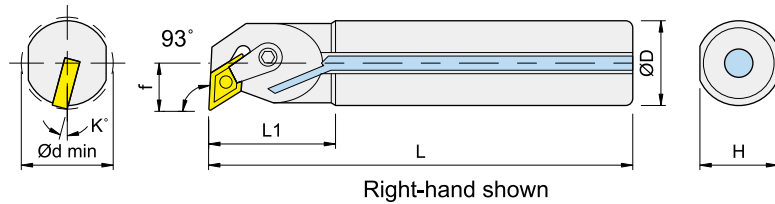
■ S.-MDUNR/L-15 Steel shank

Steel shank



■ A.-MDUNR/L-15 Steel shank+coolant hole

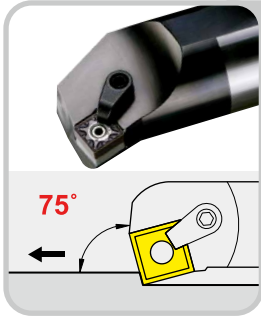
Steel shank+coolant hole



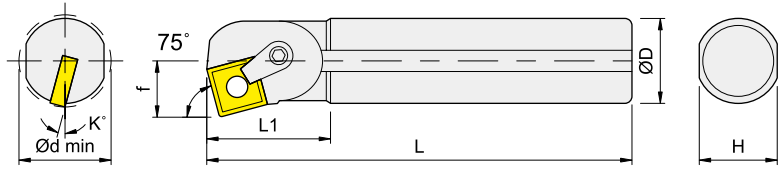
Order No.	Dimensions, mm							Insert	Shim	Pin	Wrench	Clamp	Screw	Wrench
	D	L	L1	f	H	K	dmin							
IS25R-MDUN <sup>R</sup> / <sub>L</sub> -15	25	200	40	17	23	13	32	DN..1504..	--	IMLP44-A	IPL25	IMC620	IMS620TX	IETL15
IS32S-MDUN <sup>R</sup> / <sub>L</sub> -15	32	250	50	21	30	13	40		IDMS432	IMLP46-A			IMS625TX	
IA25R-MDUN <sup>R</sup> / <sub>L</sub> -15	25	200	40	17	23	13	32		--	IMLP44-A			IMS620TX	
IA32S-MDUN <sup>R</sup> / <sub>L</sub> -15	32	250	50	21	30	13	40		IDMS432	IMLP46-A			IMS625TX	

Internal Turning Holders

內徑車刀桿

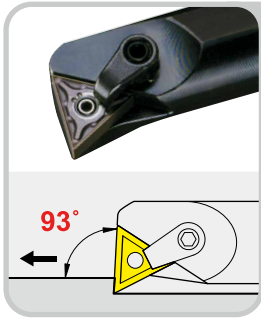


MSKN



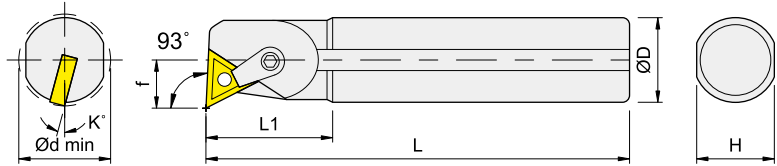
Right-hand shown

Order No.	Dimensions, mm							Insert	Shim	Pin	Wrench	Clamp	Screw	Wrench
	D	L	L1	f	H	K	dmin							
IS40T-MSKN <sup>R</sup> / <sub>L</sub> -12	40	300	55	25.5	37	12	50	SN..1204..	ISMS432	IMLP46-A	IPL25	IMC620	IMS625TX	IETL15
IS50U-MSKN <sup>R</sup> / <sub>L</sub> -12	50	350	60	30.5	47	10	60							
IS60V-MSKN <sup>R</sup> / <sub>L</sub> -12	60	400	60	36	57	9	70							



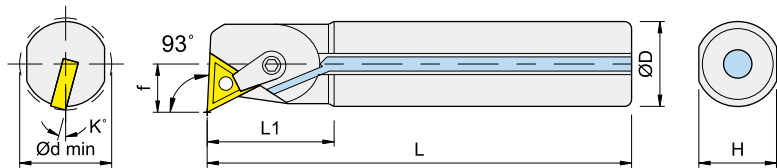
MTUN

■ S.-MTUNR/L-16 Steel shank



Right-hand shown

■ A.-MTUNR/L-16 Steel shank+coolant hole



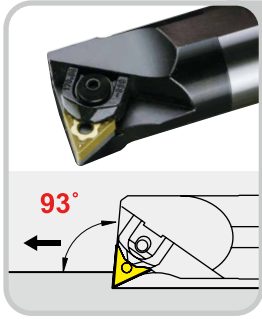
Right-hand shown

Order No.	Dimensions, mm							Insert	Shim	Pin	Wrench	Clamp	Screw	Wrench			
	D	L	L1	f	H	K	dmin										
IS20R-MTUN <sup>R</sup> / <sub>L</sub> -16	20	200	36	13	18	15	25	TN..1604..	--	IMLP33L	IPL20	IMC515	IMS520TX	IETL10			
IS25R-MTUN <sup>R</sup> / <sub>L</sub> -16	25	200	40	15	23	13	30					ITMS322	IMLP34L	IPL20	IMC620	IMS625TX	IETL15
IS32S-MTUN <sup>R</sup> / <sub>L</sub> -16	32	250	48	20	30	13	40								--	IMLP33L	IPL20
IS40T-MTUN <sup>R</sup> / <sub>L</sub> -16	40	300	55	26	37	10	50		ITMS322	IMLP34L	IPL20						
IS50U-MTUN <sup>R</sup> / <sub>L</sub> -16	50	350	60	31	47	9	60					ITMS322	IMLP34L	IPL20			
IS60V-MTUN <sup>R</sup> / <sub>L</sub> -16	60	400	60	35.5	57	8	70								--	IMLP33L	IPL20
IA20R-MTUN <sup>R</sup> / <sub>L</sub> -16	20	200	36	13	18	15	25		ITMS322	IMLP34L	IPL20						
IA25R-MTUN <sup>R</sup> / <sub>L</sub> -16	25	200	40	15	23	13	30					ITMS322	IMLP34L	IPL20			
IA32S-MTUN <sup>R</sup> / <sub>L</sub> -16	32	250	48	20	30	13	40								IMC620	IMS625TX	IETL15
IA40T-MTUN <sup>R</sup> / <sub>L</sub> -16	40	300	55	26	37	10	50										

Turning

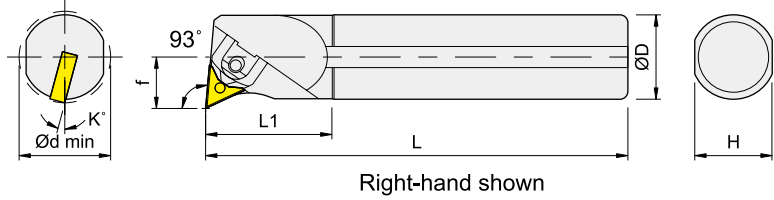
Internal Turning Holders

內徑車刀桿



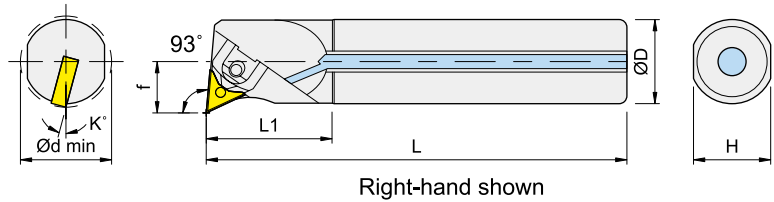
**WTUN**

■ S.-WTUNR/L-16 Steel shank

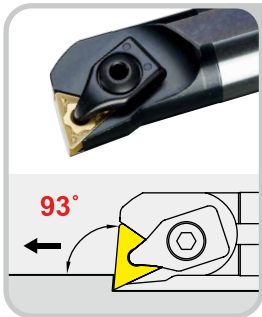


■ A.-WTUNR/L-16 Steel shank+coolant

hole

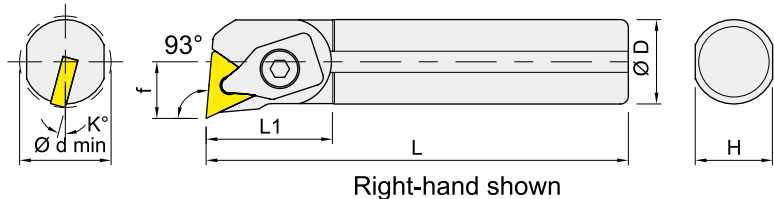


Order No.	Dimensions, mm							Insert	Shim	Pin	Clamp	Wrench
	D	L	L1	f	H	K	dmin					
IS32S-WTUN <sup>R</sup> / <sub>L</sub> -16	32	250	48	19.5	30	13	40	TN..1604..	ITMS322	ISCP315	IMCW3-P25	IPL25
IS40T-WTUN <sup>R</sup> / <sub>L</sub> -16	40	300	55	25.5	37	10	50					
IS40U-WTUN <sup>R</sup> / <sub>L</sub> -16	40	350	55	25.5	37	10	50					
IS50U-WTUN <sup>R</sup> / <sub>L</sub> -16	50	350	60	30.5	47	9	60					
IS50V-WTUN <sup>R</sup> / <sub>L</sub> -16	50	400	60	30.5	47	9	60					
IS60V-WTUN <sup>R</sup> / <sub>L</sub> -16	60	400	60	35.5	57	8	70					
IA32S-WTUN <sup>R</sup> / <sub>L</sub> -16	32	250	48	19.5	30	13	40			ISCP315		
IA40T-WTUN <sup>R</sup> / <sub>L</sub> -16	40	300	55	25.5	37	10	50			ISCP318		
IA40U-WTUN <sup>R</sup> / <sub>L</sub> -16	40	350	55	25.5	37	10	50			ISCP318		



**DTUN**

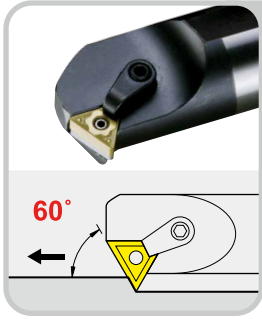
■ S.-DTUNR/L-16 Steel shank



Order No.	Dimensions, mm							Insert	Shim	Screw	Wrench	Clamp	Wrench
	D	L	L1	f	H	K	dmin						
IS20R-DTUN <sup>R</sup> / <sub>L</sub> -16	20	200	40	14	18	15	28	TN..1604..	--	--	--	IMCD324	IETL20
IS25R-DTUN <sup>R</sup> / <sub>L</sub> -16	25	200	40	15.5	23	13	30						
IS32S-DTUNR-16	32	250	48	19.5	30	13	40		ITWS322	IMS4008H	IPL25	IMCD324B	

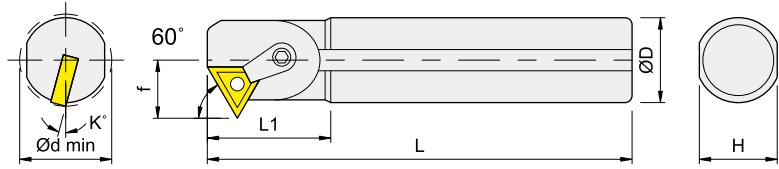
Internal Turning Holders

內徑車刀桿



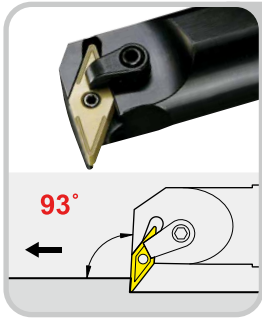
**MTWN**

■ S.-MTWNR/L-16 Steel shank



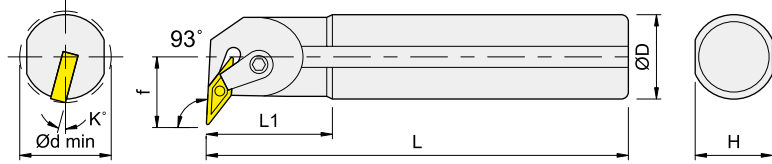
Right-hand shown

Order No.	Dimensions, mm							Insert	Shim	Pin	Wrench	Clamp	Screw	Wrench
	D	L	L1	f	H	K	dmin							
IS20R-MTWN <sup>R</sup> /L-16	20	200	40	13.5	18	15	27	TN..1604..	--	IMLP33L	IPL20	IMC515	IMS520TX	IETL10
IS25R-MTWN <sup>R</sup> /L-16	25	200	40	16	23	13	32		ITWS322	IMLP34L		IMC620	IMS625TX	IETL15
IS32S-MTWN <sup>R</sup> /L-16	32	250	48	20	30	13	40							



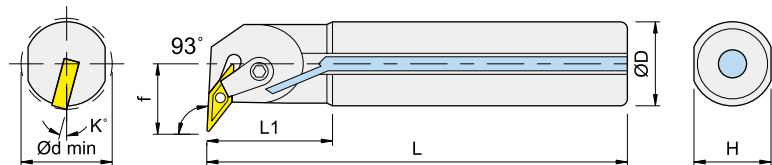
**MVUN**

■ S.-MVUNR/L-16 Steel shank



Right-hand shown

■ A.-MVUNR/L-16 Steel shank+coolant hole



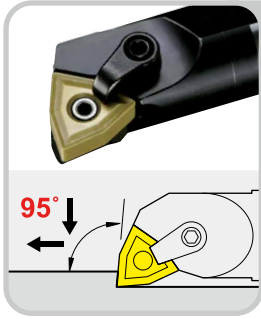
Right-hand shown

Order No.	Dimensions, mm							Insert	Shim	Pin	Wrench	Clamp	Screw	Wrench
	D	L	L1	f	H	K	dmin							
IS25R-MVUN <sup>R</sup> /L-16	25	200	45	18	23	13	32	VN..1604..	--	IMLP33L	IPL20	IMC515	IMS520TX	IETL10
IS32S-MVUN <sup>R</sup> /L-16	32	250	50	21	30	13	40		IVMS322	IMLP34L		IMC620	IMS625TX	IETL15
IA25R-MVUN <sup>R</sup> /L-16	25	200	45	18	23	13	32		--	IMLP33L	IPL20	IMC515	IMS520TX	IETL10
IA32S-MVUN <sup>R</sup> /L-16	32	250	50	21	30	13	40		IVMS322	IMLP34L		IMC620	IMS625TX	IETL15

Turning

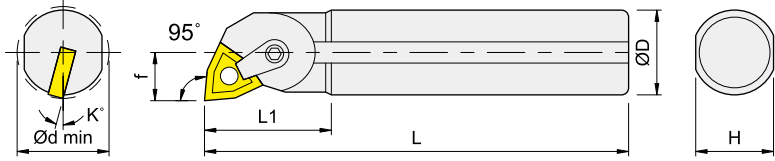
Internal Turning Holders

內徑車刀桿



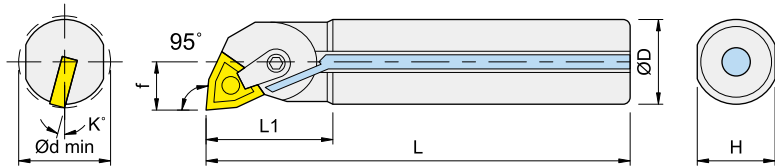
**MWLN**

■ S..MWLNR/L-08 Steel shank



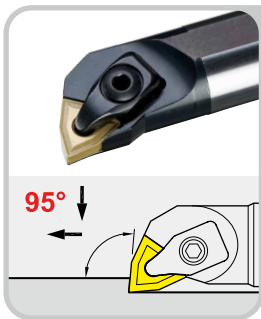
Right-hand shown

■ A..MWLNR/L-08 Steel shank+coolant hole



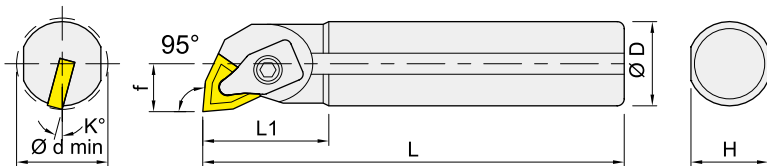
Right-hand shown

Order No.	Dimensions, mm							Insert	Shim	Pin	Wrench	Clamp	Screw	Wrench		
	D	L	L1	f	H	K	dmin									
IS20R-MWLN <sup>R</sup> /L-08	20	200	36	13	18	15	25	WN..0804..	--	IMLP44-A	IPL25	IMC515	IMS520TX	IETL10		
IS25R-MWLN <sup>R</sup> /L-08	25	200	40	15	23	13	30									
IS32S-MWLN <sup>R</sup> /L-08	32	250	48	20	30	13	40									
IS40T-MWLN <sup>R</sup> /L-08	40	300	55	25.5	37	10	50									
IS50U-MWLN <sup>R</sup> /L-08	50	350	60	30.5	47	9	60									
IS60V-MWLN <sup>R</sup> /L-08	60	400	60	35.5	57	8	70									
IA20R-MWLN <sup>R</sup> /L-08	20	200	36	13	18	15	25					IMC620	IMS625TX	IETL15		
IA25R-MWLN <sup>R</sup> /L-08	25	200	40	15	23	13	30		--	IMLP44-A						
IA32S-MWLN <sup>R</sup> /L-08	32	250	48	20	30	13	40									



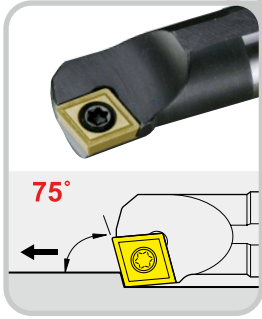
**DWLN**

■ S..DWLNR/L-.. Steel shank



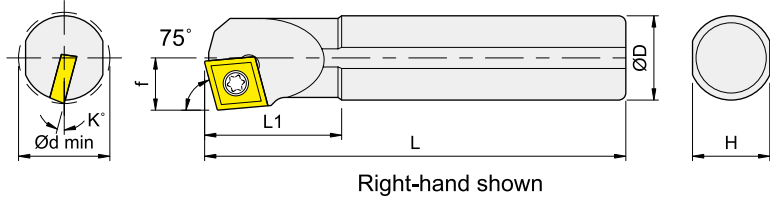
Right-hand shown

Order No.	Dimensions, mm							Insert	Shim	Screw	Wrench	Clamp	Wrench
	D	L	L1	f	H	K	dmin						
IS20R-DWLN <sup>R</sup> /L-08	20	200	40	14	18	15	28	WN..0804..	--	--	--	IMCD425	IETL20
IS25R-DWLN <sup>R</sup> /L-08	25	200	40	15	23	13	30						

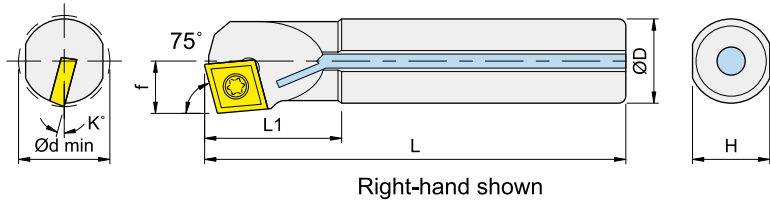


**SCKC**

■ S..-SCKC/PR/L-.. Steel shank



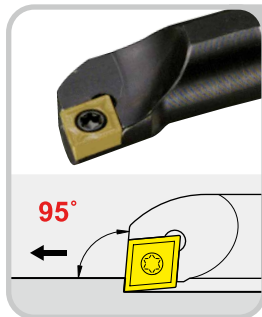
■ A..-SCKC/PR/L-.. Steel shank+coolant hole



Order No.	Dimensions, mm								Insert	Screw 	Wrench 
	D	L	L1	f	H	K	dmin				
IS08K-SCKC <sup>R</sup> / <sub>L</sub> -06	8	125	20	5	7	15	10	CC..0602..	IMS2506A	ITK09	
IS10K-SCKC <sup>R</sup> / <sub>L</sub> -06	10	125	22	6	9	13	12				
IS12M-SCKC <sup>R</sup> / <sub>L</sub> -06	12	150	26	8	11	10	16				
IS16Q-SCKC <sup>R</sup> / <sub>L</sub> -06	16	180	32	10	15	7	20				
IS12M-SCKC <sup>R</sup> / <sub>L</sub> -09	12	150	28	8	11	11	16	CC..09T3..	IMS4008A	ITK15	
IS16Q-SCKC <sup>R</sup> / <sub>L</sub> -09	16	180	32	10	15	7	20		IMS4009A		
IS20R-SCKC <sup>R</sup> / <sub>L</sub> -09	20	200	36	12.5	18	5	25				
IA08K-SCKC <sup>R</sup> / <sub>L</sub> -06	8	125	20	5	7	15	10	CC..0602..	IMS2506A	ITK09	
IA10K-SCKC <sup>R</sup> / <sub>L</sub> -06	10	125	22	6	9	13	12				
IA12M-SCKC <sup>R</sup> / <sub>L</sub> -06	12	150	26	8	11	10	16				
IA16Q-SCKC <sup>R</sup> / <sub>L</sub> -06	16	180	32	10	15	7	20				
IA12M-SCKC <sup>R</sup> / <sub>L</sub> -09	12	150	28	8	11	11	16	CC..09T3..	IMS4008A	ITK15	
IA16Q-SCKC <sup>R</sup> / <sub>L</sub> -09	16	180	32	10	15	7	20		IMS4009A		
IA20R-SCKC <sup>R</sup> / <sub>L</sub> -09	20	200	36	12.5	18	5	25				

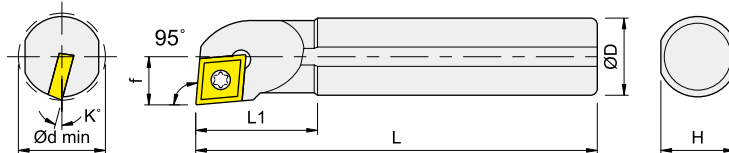


**Internal Turning Holders** 內徑車刀桿



**SCLC**

■ Steel shank

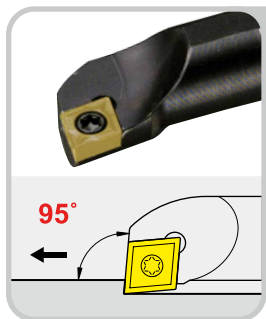


Right-hand shown

Order No.	Dimensions, mm							Insert	Screw 	Wrench 
	D	L	L1	f	H	K	dmin			
IS08K-SCLC <sup>R</sup> / <sub>L</sub> -06	8	125	20	5	7	15	10	CC..0602..	IMS2506A	ITK09
IS08K-SCLC <sup>R</sup> / <sub>L</sub> -06-D09	8	125	20	4.5	7	15	9			
IS10K-SCLC <sup>R</sup> / <sub>L</sub> -06	10	125	22	6	9	13	12			
IS10K-SCLC <sup>R</sup> / <sub>L</sub> -06-D11	10	125	22	5.5	9	13	11			
IS12M-SCLC <sup>R</sup> / <sub>L</sub> -06	12	150	26	8	11	10	16			
IS12M-SCLC <sup>R</sup> / <sub>L</sub> -06-D13	12	150	26	6.5	11	10	13			
IS14Q-SCLC <sup>R</sup> / <sub>L</sub> -06	14	180	26	8	13	10	16			
IS16Q-SCLC <sup>R</sup> / <sub>L</sub> -06	16	180	32	10	15	7	20			
IS12M-SCLC <sup>R</sup> / <sub>L</sub> -09	12	150	26	8	11	10	16	CC..09T3..	IMS4008A	ITK15
IS14Q-SCLC <sup>R</sup> / <sub>L</sub> -09	14	180	26	8	13	10	16			
IS15Q-SCLC <sup>R</sup> / <sub>L</sub> -09	15	180	32	8.5	14	10	17			
IS16Q-SCLC <sup>R</sup> / <sub>L</sub> -09	16	180	32	10	15	7	20			
IS16Q-SCLC <sup>R</sup> / <sub>L</sub> -09-D18	16	180	32	9	15	7	18			
IS18Q-SCLC <sup>R</sup> / <sub>L</sub> -09	18	180	32	10	17	7	20			
IS20R-SCLC <sup>R</sup> / <sub>L</sub> -09	20	200	36	13	18	5	25			
IS22R-SCLC <sup>R</sup> / <sub>L</sub> -09	22	200	40	12.5	20	5	25			
IS25R-SCLC <sup>R</sup> / <sub>L</sub> -09	25	200	40	15	23	5	30	CC..09T3..	IMS4011A	ITK15
IS32S-SCLC <sup>R</sup> / <sub>L</sub> -12	32	250	48	20	30	5	38	CC..1204..	IMS5011A	ITK20
IS40T-SCLC <sup>R</sup> / <sub>L</sub> -12	40	300	55	26	37	3	50			
IS40V-SCLC <sup>R</sup> / <sub>L</sub> -12	40	400	55	26	37	3	50			

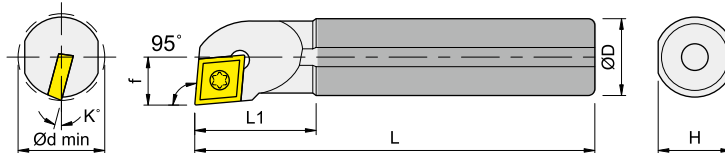
Steel Shank + Coolant										
IA08K-SCLC <sup>R</sup> / <sub>L</sub> -06	8	125	20	5	7	15	10	CC..0602..	IMS2506A	ITK09
IA08K-SCLC <sup>R</sup> / <sub>L</sub> -06-D09	8	125	20	4.5	7	15	9			
IA10K-SCLC <sup>R</sup> / <sub>L</sub> -06	10	125	22	6	9	13	12			
IA10K-SCLC <sup>R</sup> / <sub>L</sub> -06-D11	10	125	22	5.5	9	13	11			
IA12M-SCLC <sup>R</sup> / <sub>L</sub> -06	12	150	26	8	11	10	16			
IA12M-SCLC <sup>R</sup> / <sub>L</sub> -06-D13	12	150	26	6.5	11	10	13			
IA14Q-SCLC <sup>R</sup> / <sub>L</sub> -06	14	180	26	8	13	10	16			
IA16Q-SCLC <sup>R</sup> / <sub>L</sub> -06	16	180	32	10	15	7	20			
IA12M-SCLC <sup>R</sup> / <sub>L</sub> -09	12	150	26	8	11	10	16	CC..09T3..	IMS4008A	ITK15
IA16Q-SCLC <sup>R</sup> / <sub>L</sub> -09	16	180	32	10	15	7	20			
IA16Q-SCLC <sup>R</sup> / <sub>L</sub> -09-D18	16	180	32	9	15	7	18			
IA20R-SCLC <sup>R</sup> / <sub>L</sub> -09	20	200	40	13	18	5	25	IMS4009A		
IA25R-SCLC <sup>R</sup> / <sub>L</sub> -09	25	200	40	15	23	5	30	CC..09T3..	IMS4011A	ITK15
IA32S-SCLC <sup>R</sup> / <sub>L</sub> -12	32	250	48	20	30	5	38	CC..1204..	IMS5011A	ITK20

Internal Turning Holders 內徑車刀桿





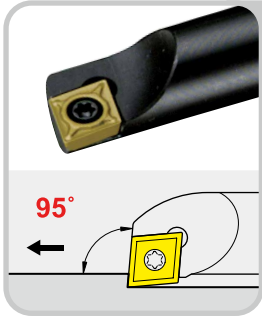
SCLC

Carbide shank



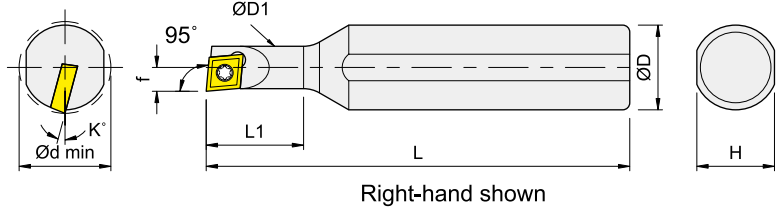
Right-hand shown

Order No.	Dimensions, mm							Insert	Screw 	Wrench 
	D	L	L1	f	H	K	dmin			
IC07J-SCLC <sup>R</sup> / <sub>L</sub> -06	7	110	18	4	6.7	15	8	CC..0602..	IMS2506A	ITK09
IC08K-SCLC <sup>R</sup> / <sub>L</sub> -06	8	125	20	5	7.2	15	10	CC..0602..	IMS2506A	ITK09
IC08K-SCLC <sup>R</sup> / <sub>L</sub> -06-D09	8	125	20	4.5	7.2	15	9			
IC10K-SCLC <sup>R</sup> / <sub>L</sub> -06	10	125	22	6	9.2	13	12			
IC10K-SCLC <sup>R</sup> / <sub>L</sub> -06-D11	10	125	22	5.5	9.2	13	11			
IC12M-SCLC <sup>R</sup> / <sub>L</sub> -06	12	150	26	8	11.2	10	16			
IC12M-SCLC <sup>R</sup> / <sub>L</sub> -06-D13	12	150	26	6.5	11.2	10	13			
IC12Q-SCLC <sup>R</sup> / <sub>L</sub> -09	12	150	26	8	11.2	10	16	CC..09T3..	IMS4008A	ITK15
IC16R-SCLC <sup>R</sup> / <sub>L</sub> -09	16	200	32	10	15.2	7	20			
IC16R-SCLCR-09-D18	16	200	32	9	15.2	7	18			

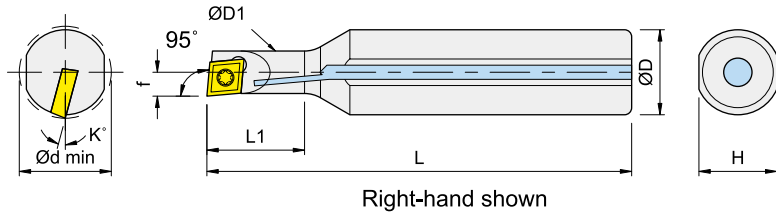




**SCLC**

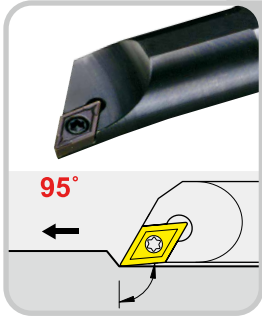
■ S..-SCLCR/L-.. Steel shank



■ A..-SCLCR/L-.. Steel shank+coolant hole

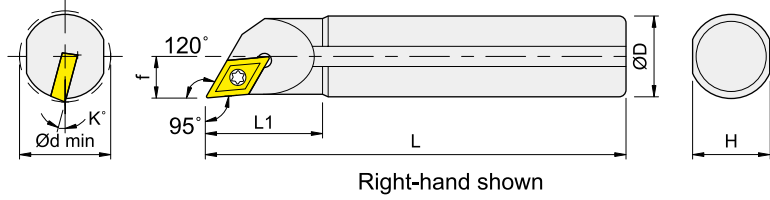


Order No.	Dimensions, mm								Insert	Screw 	Wrench 
	D	D1	L	L1	f	H	K	dmin			
IS1607K-SCLC <sup>R</sup> / <sub>L</sub> -06	16	7	125	20	4	15	13	8	CC..0602..	IMS2506A	ITK09
IS1608K-SCLC <sup>R</sup> / <sub>L</sub> -06A	16	8	125	20	4.5	15	11	9			
IS1608K-SCLC <sup>R</sup> / <sub>L</sub> -06	16	8	125	25	4.5	15	11	9			
IS1609K-SCLC <sup>R</sup> / <sub>L</sub> -06	16	9	125	25	5	15	11	10			
IA1607K-SCLC <sup>R</sup> / <sub>L</sub> -06	16	7	125	20	4	15	13	8	CC..0602..	IMS2506A	ITK09
IA1608K-SCLC <sup>R</sup> / <sub>L</sub> -06A	16	8	125	20	4.5	15	11	9			
IA1608K-SCLCR-06	16	8	125	25	4.5	15	11	9			
IA1609K-SCLC <sup>R</sup> / <sub>L</sub> -06	16	9	125	25	5	15	11	10			

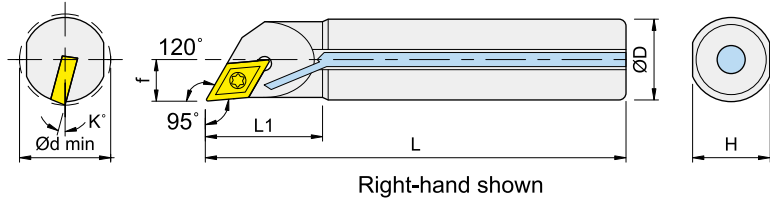


**SDJC**


■ S..-SDJCR/L-.. Steel shank



■ A..-SDJCR/L-.. Steel shank+coolant hole

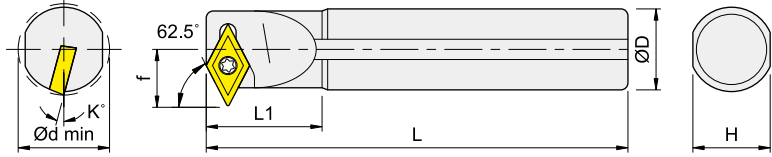


Order No.	Dimensions, mm							Insert	Screw	Wrench
	D	L	L1	f	H	K	dmin			
IS08K-SDJC <sup>R/L</sup> -07	8	125	22	5	7	15	10	DC..0702..	IMS2506B	ITK09
IS10K-SDJC <sup>R/L</sup> -07	10	125	25	6	9	13	12			
IS12M-SDJC <sup>R/L</sup> -07	12	150	30	7	11	10	14			
IS16Q-SDJC <sup>R/L</sup> -07	16	180	38	9.5	15	7	19			
IS16Q-SDJC <sup>R/L</sup> -11	16	180	38	9.5	15	7	19	DC..11T3..	IMS4009A	ITK15
IS20R-SDJC <sup>R/L</sup> -11	20	200	42	11.5	18	7	23			
IS25R-SDJC <sup>R/L</sup> -11	25	200	45	14	23	5	28			
IS32S-SDJC <sup>R/L</sup> -11	32	250	48	17.5	30	5	35			
IA08K-SDJC <sup>R/L</sup> -07	8	125	22	5	7	15	10	DC..0702..	IMS2506B	ITK09
IA10K-SDJC <sup>R/L</sup> -07	10	125	25	6	9	13	12			
IA12M-SDJC <sup>R/L</sup> -07	12	150	30	7	11	10	14			
IA16Q-SDJC <sup>R/L</sup> -07	16	180	38	9.5	15	7	19			
IA16Q-SDJC <sup>R/L</sup> -11	16	180	38	9.5	15	7	19	DC..11T3..	IMS4009A	ITK15
IA20R-SDJC <sup>R/L</sup> -11	20	200	42	11.5	18	7	23			
IA25R-SDJC <sup>R/L</sup> -11	25	200	45	14	23	5	28			



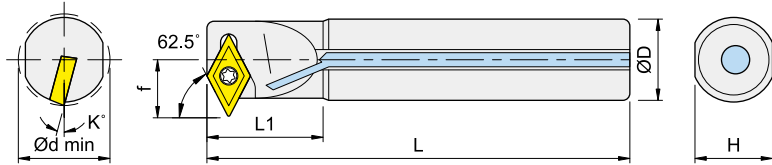
**SDNC**

■ S..-SDNCR/L-.. Steel shank



Right-hand shown

■ A..-SDNCR/L-.. Steel shank+coolant hole

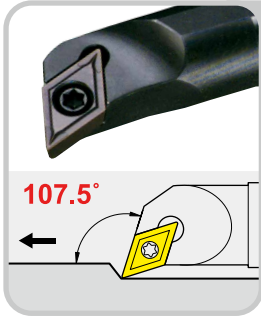


Right-hand shown

Order No.	Dimensions, mm							Insert	Screw 	Wrench 
	D	L	L1	f	H	K	dmin			
IS12M-SDNC <sup>R</sup> / <sub>L</sub> -07	12	150	25	9	11	7	16	DC..0702..	IMS2506B	ITK09
IS16Q-SDNC <sup>R</sup> / <sub>L</sub> -07	16	180	30	11	15	7	20			
IS20R-SDNC <sup>R</sup> / <sub>L</sub> -11	20	200	35	15	18	7	25	DC..11T3..	IMS4009A	ITK15
IS25R-SDNC <sup>R</sup> / <sub>L</sub> -11	25	200	35	17	23	5	32			
IS32S-SDNC <sup>R</sup> / <sub>L</sub> -11	32	250	40	20.5	30	5	40	DC..0702..	IMS2506B	ITK09
IA12M-SDNC <sup>R</sup> / <sub>L</sub> -07	12	150	25	9	11	7	16			
IA16Q-SDNC <sup>R</sup> / <sub>L</sub> -07	16	180	30	11	15	7	20	DC..11T3..	IMS4009A	ITK15
IA20R-SDNC <sup>R</sup> / <sub>L</sub> -11	20	200	35	15	18	7	25			
IA25R-SDNC <sup>R</sup> / <sub>L</sub> -11	25	200	35	17	23	5	32			

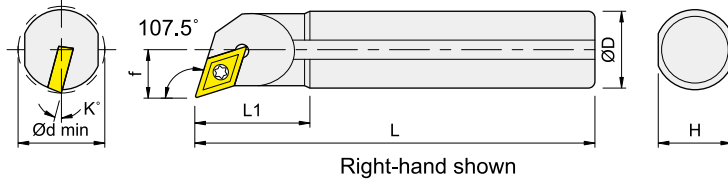
Internal Turning Holders

內徑車刀桿

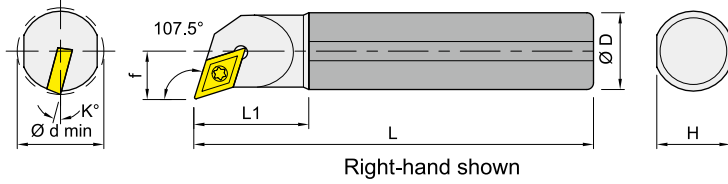


SDQC

Steel shank



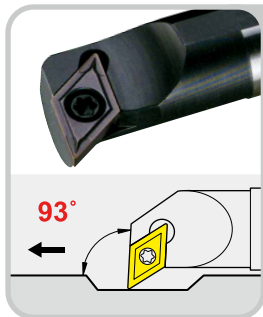
Carbide shank



Order No.	Dimensions, mm							Insert	Screw	Wrench
	D	L	L1	f	H	K	dmin			
Steel Shank										
IS10K-SDQC <sup>R</sup> / <sub>L</sub> -07	10	125	22	6.5	9	13	13	DC..0702..	IMS2506B	ITK09
IS12M-SDQC <sup>R</sup> / <sub>L</sub> -07	12	150	30	8	11	10	16			
IS16Q-SDQC <sup>R</sup> / <sub>L</sub> -07	16	180	35	10.25	15	7	20			
IS20R-SDQC <sup>R</sup> / <sub>L</sub> -07	20	200	40	12.5	18	7	25			
IS16Q-SDQC <sup>R</sup> / <sub>L</sub> -11	16	180	35	10.5	15	7	20	DC..11T3..	IMS4009A	ITK15
IS20R-SDQC <sup>R</sup> / <sub>L</sub> -11	20	200	40	13	18	7	25			
IS25R-SDQC <sup>R</sup> / <sub>L</sub> -11	25	200	45	15.5	23	5	32			
IS32S-SDQC <sup>R</sup> / <sub>L</sub> -11	32	250	48	19.5	30	5	40			
IS40T-SDQC <sup>R</sup> / <sub>L</sub> -11	40	300	55	25	37	3	50			
IS50U-SDQC <sup>R</sup> / <sub>L</sub> -11	50	350	60	30	47	2	60			
Carbide Shank										
IC10M-SDQCR-07	10	150	22	6	9.2	13	13	DC..0702..	IMS2506B	ITK09
IC12Q-SDQCR-07	12	180	30	8	11.2	10	16			
IC16R-SDQC <sup>R</sup> / <sub>L</sub> -07	16	200	35	10.25	15.2	7	20			

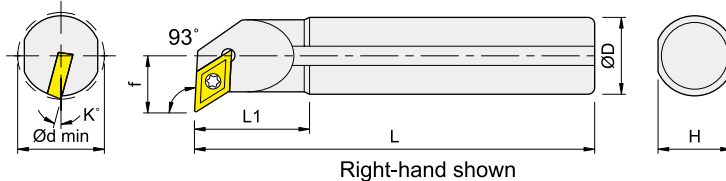
Steel Shank + Coolant										
IA10K-SDQC <sup>R</sup> / <sub>L</sub> -07	10	125	22	6.5	9	13	13	DC..0702..	IMS2506B	ITK09
IA12M-SDQC <sup>R</sup> / <sub>L</sub> -07	12	150	30	8	11	10	16			
IA16Q-SDQC <sup>R</sup> / <sub>L</sub> -07	16	180	35	10.25	15	7	20			
IA16Q-SDQC <sup>R</sup> / <sub>L</sub> -11	16	180	35	10.5	15	7	20	DC..11T3..	IMS4009A	ITK15
IA20R-SDQC <sup>R</sup> / <sub>L</sub> -11	20	200	40	13	18	7	25			
IA25R-SDQC <sup>R</sup> / <sub>L</sub> -11	25	200	45	15.5	23	5	32			
IA32S-SDQC <sup>R</sup> / <sub>L</sub> -11	32	250	48	19.5	30	5	40			
IA40T-SDQCR/L-11	40	300	55	25	37	3	50			
IA50U-SDQCR/L-11	50	350	60	30	47	2	60			

**Internal Turning Holders** 內徑車刀桿

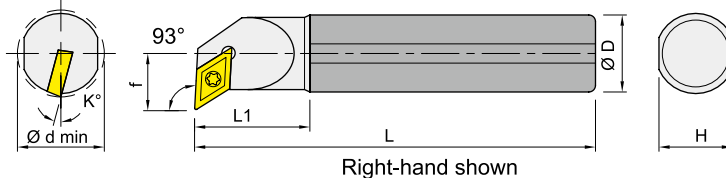


**SDUC**

■ Steel shank

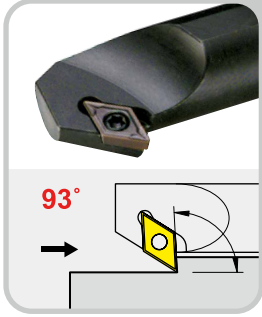


■ Carbide shank



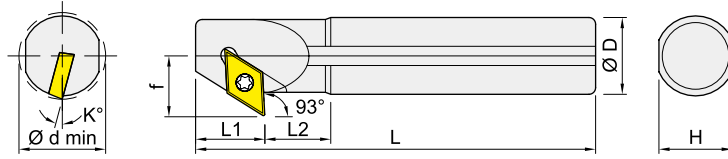
Order No.	Dimensions, mm							Insert	Screw	Wrench
	D	L	L1	f	H	K	dmin			
<b>Steel Shank</b>										
IS10K-SDUC <sup>R</sup> / <sub>L</sub> -07	10	125	25	7	9	13	13	DC..0702..	IMS2506B	ITK09
IS12M-SDUC <sup>R</sup> / <sub>L</sub> -07	12	150	30	8.5	11	10	16			
IS16Q-SDUC <sup>R</sup> / <sub>L</sub> -07	16	180	30	11	15	7	20			
IS20R-SDUC <sup>R</sup> / <sub>L</sub> -07	20	200	40	12.5	18	7	25			
IS16Q-SDUC <sup>R</sup> / <sub>L</sub> -11	16	180	30	11	15	7	20	DC..11T3..	IMS4009A	ITK15
IS20R-SDUC <sup>R</sup> / <sub>L</sub> -11	20	200	40	13	18	7	25			
IS25R-SDUC <sup>R</sup> / <sub>L</sub> -11	25	200	45	17	23	5	32			
IS32S-SDUC <sup>R</sup> / <sub>L</sub> -11	32	250	48	20	30	5	40			
IS40T-SDUC <sup>R</sup> / <sub>L</sub> -11	40	300	55	25	37	3	50			
<b>Carbide Shank</b>										
IC10M-SDUCR-07	10	150	25	7	9.2	13	13	DC..0702..	IMS2506B	ITK09
IC12Q-SDUCR-07	12	180	30	8.5	11.2	10	16			
IC16R-SDUCR-11	16	200	30	11	15.2	7	20	DC..11T3..	IMS4009A	ITK15

<b>Steel Shank + Coolant</b>										
IA10K-SDUC <sup>R</sup> / <sub>L</sub> -07	10	125	25	7	9	13	13	DC..0702..	IMS2506B	ITK09
IA12M-SDUC <sup>R</sup> / <sub>L</sub> -07	12	150	30	8.5	11	10	16			
IA16Q-SDUC <sup>R</sup> / <sub>L</sub> -07	16	180	30	11	15	7	20			
IA16Q-SDUC <sup>R</sup> / <sub>L</sub> -11	16	180	30	11	15	7	20	DC..11T3..	IMS4009A	ITK15
IA20R-SDUC <sup>R</sup> / <sub>L</sub> -11	20	200	40	12.5	18	7	25			
IA25R-SDUC <sup>R</sup> / <sub>L</sub> -11	25	200	45	17	23	5	32			
IA32S-SDUC <sup>R</sup> / <sub>L</sub> -11	32	250	48	20	30	5	40			
IA40T-SDUC <sup>R</sup> / <sub>L</sub> -11	40	300	55	25	37	3	50			



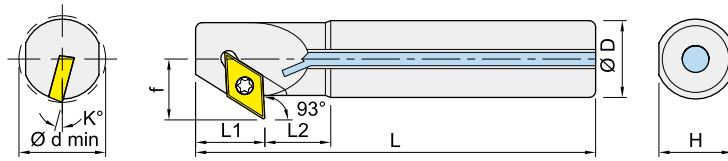
**SDZC**

■ S..-SDZCR/L.. Steel shank



Right-hand shown

■ A..-SDZCR/L.. Steel shank+coolant hole



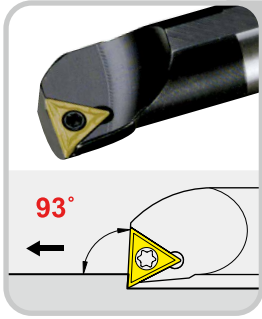
Right-hand shown

Order No.	Dimensions, mm								Insert	Screw	Wrench
	D	L	L1	L2	f	H	K	dmin			
IS10M-SDZC <sup>R</sup> / <sub>L</sub> -07	10	150	12	18	8.5	9	13	14	DC..0702..	IMS2506B	ITK09
IS12M-SDZC <sup>R</sup> / <sub>L</sub> -07	12	150	12	20	10.5	11	10	17			
IS16Q-SDZC <sup>R</sup> / <sub>L</sub> -07	16	180	12	26	12.5	15	7	21			
IS20R-SDZC <sup>R</sup> / <sub>L</sub> -11	20	200	18	27	15.5	18	7	26	DC..11T3..	IMS4009A	ITK15
IS25R-SDZC <sup>R</sup> / <sub>L</sub> -11	25	200	18	32	18	23	5	33			
IS32S-SDZC <sup>R</sup> / <sub>L</sub> -11	32	250	18	42	21.5	30	5	40			
IA10M-SDZC <sup>R</sup> / <sub>L</sub> -07	10	150	12	18	8.5	9	13	14	DC..0702..	IMS2506B0	ITK09
IA12M-SDZC <sup>R</sup> / <sub>L</sub> -07	12	150	12	20	10.5	11	10	17			
IA16Q-SDZC <sup>R</sup> / <sub>L</sub> -07	16	180	12	26	12.5	15	7	21			
IA20R-SDZC <sup>R</sup> / <sub>L</sub> -11	20	200	18	27	15.5	18	7	26	DC..11T3..	IMS4009A	ITK15
IA25R-SDZC <sup>R</sup> / <sub>L</sub> -11	25	200	18	32	18	23	5	33			
IA32S-SDZC <sup>R</sup> / <sub>L</sub> -11	32	250	18	42	21.5	30	5	40			



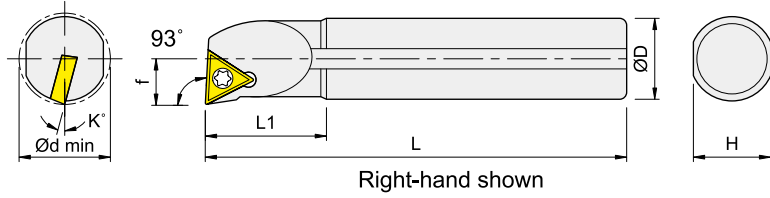
Internal Turning Holders

內徑車刀桿

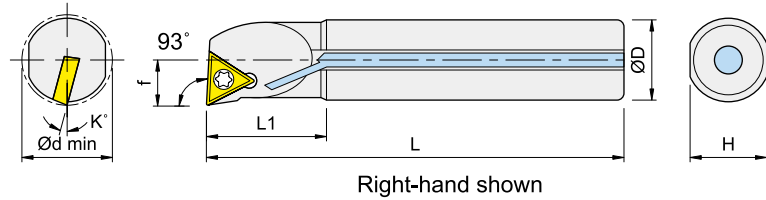


STUC

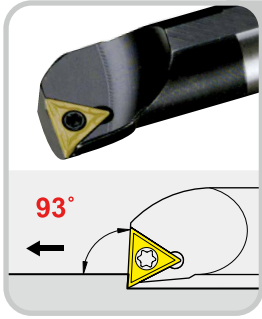
■ S.-STUCR/L-.. Steel shank



■ A.-STUCR/L-.. Steel shank+coolant hole

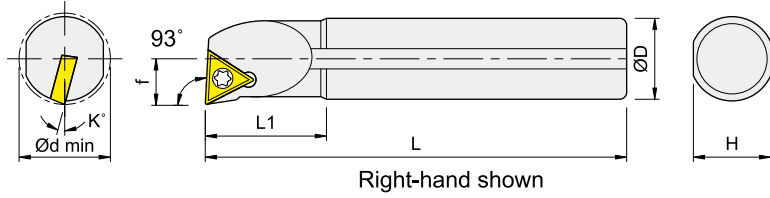


Order No.	Dimensions, mm							Insert	Screw	Wrench		
	D	L	L1	f	H	K	dmin					
IS08K-STUC <sup>R</sup> / <sub>L</sub> -09	8	125	20	5.5	7	15	10	TC..0902..	IMS2205A	ITK07		
IS10K-STUC <sup>R</sup> / <sub>L</sub> -09	10	125	22	6	9	13	12		IMS2206A			
IS10K-STUC <sup>R</sup> / <sub>L</sub> -09-D11	10	125	22	5.5	9	13	11					
IS12M-STUCR-09	12	150	26	8	11	10	16					
IS14M-STUCR-09	14	150	26	8	13	10	16	TC..1102..	IMS2506A	ITK09		
IS10K-STUC <sup>R</sup> / <sub>L</sub> -11	10	125	22	6	9	13	12					
IS12M-STUC <sup>R</sup> / <sub>L</sub> -11	12	150	26	8	11	10	16					
IS12M-STUC <sup>R</sup> / <sub>L</sub> -11-D13	12	150	26	6.5	11	10	13					
IS16Q-STUC <sup>R</sup> / <sub>L</sub> -11	16	180	32	10	15	7	20	TC..16T3..	IMS4011A	ITK15		
IS16Q-STUC <sup>R</sup> / <sub>L</sub> -11-D18	16	180	32	9	15	7	18					
IS20R-STUC <sup>R</sup> / <sub>L</sub> -16	20	200	40	13	18	7	25					
IS25R-STUC <sup>R</sup> / <sub>L</sub> -16	25	200	40	15	23	5	30					
IS32S-STUC <sup>R</sup> / <sub>L</sub> -16	32	250	48	20	30	5	38	TC..0902..	IMS2205A	ITK07		
IS32T-STUC <sup>R</sup> / <sub>L</sub> -16	32	300	48	20	30	5	38				IMS2206A	
IA08K-STUC <sup>R</sup> / <sub>L</sub> -09	8	125	20	5.5	7	15	10		TC..1102..			IMS2506A
IA10K-STUC <sup>R</sup> / <sub>L</sub> -09	10	125	22	6	9	13	12					
IA10K-STUC <sup>R</sup> / <sub>L</sub> -11	10	125	22	6	9	13	12	TC..16T3..	IMS4011A	ITK15		
IA12M-STUC <sup>R</sup> / <sub>L</sub> -11	12	150	26	8	11	10	16					
IA16Q-STUC <sup>R</sup> / <sub>L</sub> -11	16	180	32	10	15	7	20					
IA20R-STUC <sup>R</sup> / <sub>L</sub> -16	20	200	40	13	18	7	25					
IA25R-STUC <sup>R</sup> / <sub>L</sub> -16	25	200	40	15	23	5	30	TC..16T3..	IMS4011A	ITK15		
IA32S-STUC <sup>R</sup> / <sub>L</sub> -16	32	250	48	20	30	5	38					
IA32T-STUC <sup>R</sup> / <sub>L</sub> -16	32	300	48	20	30	5	38					

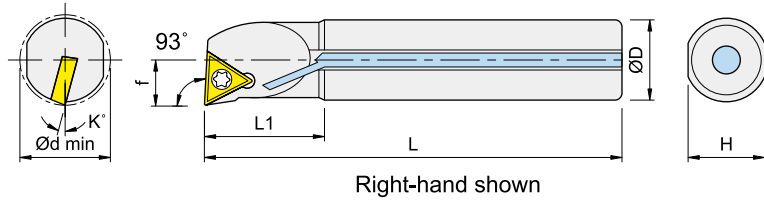




**STUP**

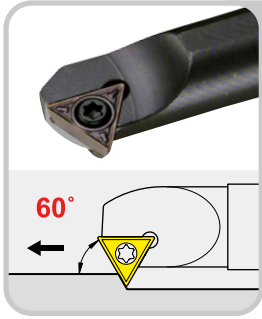
■ S.-STUPR/L-... Steel shank



■ A.-STUPR/L-... Steel shank+coolant hole

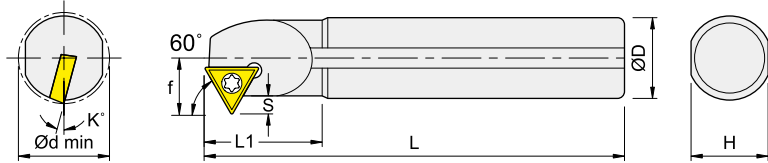


Order No.	Dimensions, mm							Insert	Screw 	Wrench 
	D	L	L1	f	H	K	dmin			
S20R-STUP <sup>R</sup> / <sub>L</sub> -1603	20	200	40	13	18	4	25	TP..1603..	IMS4011A	ITK15
S25R-STUP <sup>R</sup> / <sub>L</sub> -1603	25	200	40	16	23	0	30			
S32R-STUP <sup>R</sup> / <sub>L</sub> -1603	32	250	48	20	30	0	38			
A20R-STUP <sup>R</sup> / <sub>L</sub> -1603	20	200	40	13	18	4	25			
A25R-STUP <sup>R</sup> / <sub>L</sub> -1603	25	200	40	16	23	0	30			
A32R-STUP <sup>R</sup> / <sub>L</sub> -1603	32	250	48	20	30	0	38			



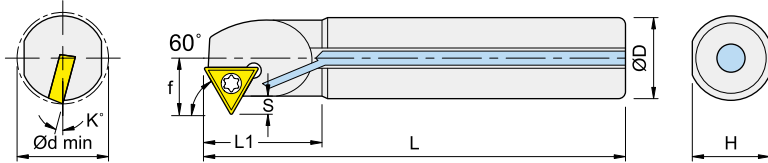
**STWC**

■ S...-STWCR/L... Steel shank



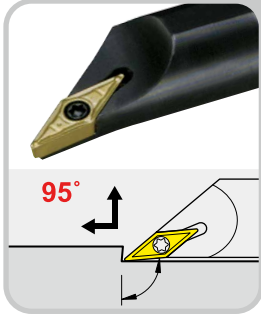
Right-hand shown

■ A...-STWCR/L... Steel shank+coolant hole



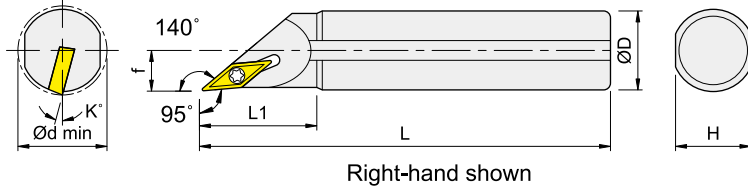
Right-hand shown

Order No.	Dimensions, mm								Insert	Screw 	Wrench 
	D	L	L1	f	S	H	K	dmin			
IS08K-STWC <sup>R/L</sup> -09	8	125	23	6	2	7	15	11	TC..0902..	IMS2205A	ITK07
IS10K-STWC <sup>R/L</sup> -11	10	125	23	7.5	2.5	9	15	13	TC..1102..	IMS2506A	ITK09
IS12M-STWC <sup>R/L</sup> -11	12	150	30	8.5	2.5	11	13	16			
IS16Q-STWC <sup>R/L</sup> -11	16	180	30	10.5	2.5	15	10	20			
IS20R-STWC <sup>R/L</sup> -11	20	200	40	12.5	2.5	18	7	25	TC..16T3..	IMS4011A	ITK15
IS20R-STWC <sup>R/L</sup> -16	20	200	40	14.5	4.5	18	8	26			
IS25R-STWC <sup>R/L</sup> -16	25	200	45	17	4.5	23	6	30			
IS32S-STWC <sup>R/L</sup> -16	32	250	45	20.5	4.5	30	4	40	TC..1102..	IMS2506A	ITK09
IA10K-STWC <sup>R/L</sup> -11	10	125	23	7.5	2.5	9	15	13			
IA12M-STWC <sup>R/L</sup> -11	12	150	30	8.5	2.5	11	13	16			
IA16Q-STWC <sup>R/L</sup> -11	16	180	30	10.5	2.5	15	10	20	TC..16T3..	IMS4011A	ITK15
IA20R-STWC <sup>R/L</sup> -11	20	200	40	12.5	2.5	18	7	25			
IA20R-STWC <sup>R/L</sup> -16	20	200	40	14.5	4.5	18	8	26			
IA25R-STWC <sup>R/L</sup> -16	25	200	45	17	4.5	23	6	30	TC..16T3..	IMS4011A	ITK15
IA32S-STWC <sup>R/L</sup> -16	32	250	45	20.5	4.5	30	4	40			

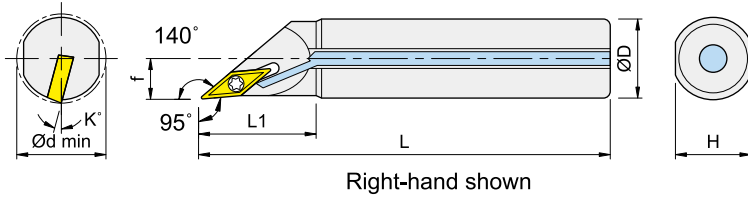


**SVJB**

■ S..-SVJBR/L-.. Steel shank



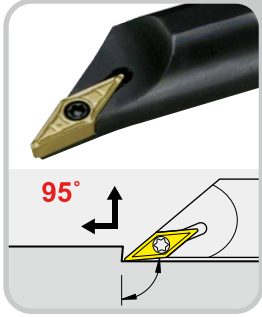
■ A..-SVJBR/L-.. Steel shank+coolant hole



Order No.	Dimensions, mm							Insert	Screw 	Wrench 
	D	L	L1	f	H	K	dmin			
IS16Q-SVJB <sup>R</sup> / <sub>L</sub> -16	16	180	38	9.5	15	7	19	VB..1604..	IMS3509B	ITK15
IS20R-SVJB <sup>R</sup> / <sub>L</sub> -16	20	200	42	11.5	18	7	23			
IS25R-SVJB <sup>R</sup> / <sub>L</sub> -16	25	200	45	14	23	5	28			
IS32S-SVJB <sup>R</sup> / <sub>L</sub> -16	32	250	50	17.5	30	4	35			
IA16Q-SVJB <sup>R</sup> / <sub>L</sub> -16	16	180	38	9.5	15	7	19	VB..1604..	IMS3509B	ITK15
IA20R-SVJB <sup>R</sup> / <sub>L</sub> -16	20	200	42	11.5	18	7	23			
IA25R-SVJB <sup>R</sup> / <sub>L</sub> -16	25	200	45	14	23	5	28			
IA32S-SVJB <sup>R</sup> / <sub>L</sub> -16	32	250	50	17.5	30	4	35			

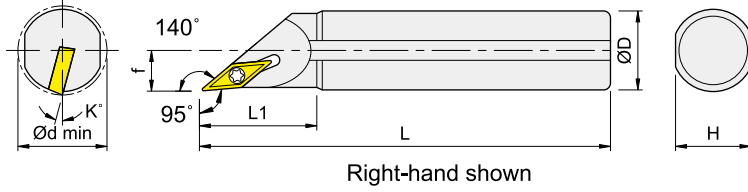
Internal Turning Holders

內徑車刀桿

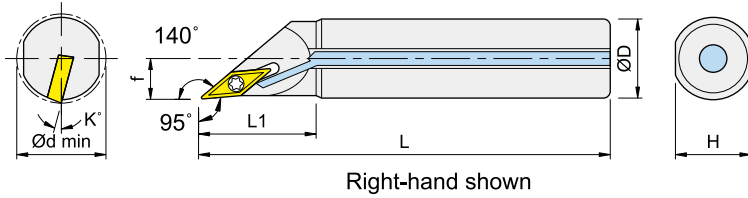


SVJC

■ S..-SVJCR/L-.. Steel shank



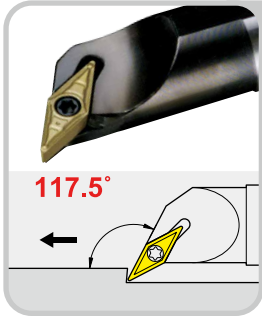
■ A..-SVJCR/L-.. Steel shank+coolant hole



Order No.	Dimensions, mm							Insert	Screw 	Wrench 
	D	L	L1	f	H	K	dmin			
IC10K-SVJCR <sup>R</sup> / <sub>L</sub> -11	10	125	25	6	9	13	12	VC..1103..	IMS2506A	ITK09
IC12M-SVJCR <sup>R</sup> / <sub>L</sub> -11	12	150	30	7	11	10	14			
IC16Q-SVJCR <sup>R</sup> / <sub>L</sub> -11	16	180	38	9.5	15	7	19			
IC20R-SVJCR <sup>R</sup> / <sub>L</sub> -11	20	200	42	11.5	18	7	23			
IE10K-SVJCR <sup>R</sup> / <sub>L</sub> -11	10	125	25	6	9	13	12			
IE12M-SVJCR <sup>R</sup> / <sub>L</sub> -11	12	150	30	7	11	10	14			
IE16Q-SVJCR <sup>R</sup> / <sub>L</sub> -11	16	180	38	9.5	15	7	19			
IE20R-SVJCR <sup>R</sup> / <sub>L</sub> -11	20	200	42	11.5	18	7	23			

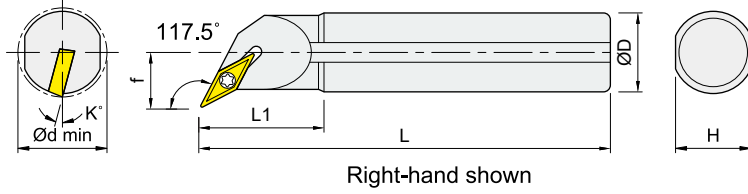
Internal Turning Holders

內徑車刀桿

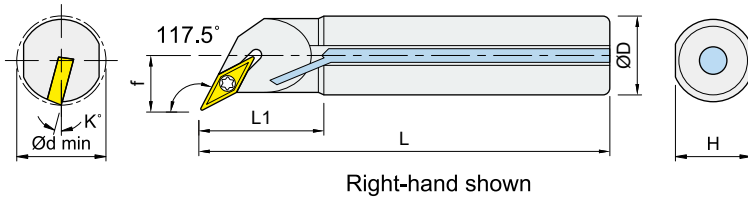


SVQB

■ S..SVQB/CR/L.. Steel shank



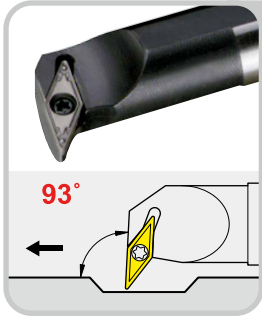
■ A..SVQB/CR/L.. Steel shank+coolant hole



Order No.	Dimensions, mm							Insert	Shim	Screw	Wrench	Screw	Wrench
	D	L	L1	f	H	K	dmin						
IS25R-SVQB <sup>R</sup> / <sub>L</sub> -16	25	200	45	16	23	5	32	VB..1604..	--	--	--	IMS3509B	ITK15
IS32S-SVQB <sup>R</sup> / <sub>L</sub> -16	32	250	48	20	30	5	40		IVSS322	IMDS5035S	IPL35	IMS3512B	
IS40T-SVQB <sup>R</sup> / <sub>L</sub> -16	40	300	60	25.5	37	5	50		--	--	--	IMS3509B	
IA25R-SVQB <sup>R</sup> / <sub>L</sub> -16	25	200	45	16	23	5	32		IVSS322	IMDS5035S	IPL35	IMS3512B	
IA32S-SVQB <sup>R</sup> / <sub>L</sub> -16	32	250	48	20	30	5	40	VC..1103..	--	--	--	IMS2506A	ITK09
IS12M-SVQC <sup>R</sup> / <sub>L</sub> -11	12	150	28	9	11	10	16						
IS16Q-SVQC <sup>R</sup> / <sub>L</sub> -11	16	180	35	11	15	7	20						
IS20R-SVQC <sup>R</sup> / <sub>L</sub> -11	20	200	40	13	18	7	25						
IA16Q-SVQC <sup>R</sup> / <sub>L</sub> -11	16	180	35	11	15	7	20						
IA25R-SVQC <sup>R</sup> / <sub>L</sub> -16	20	200	40	13	18	7	25						

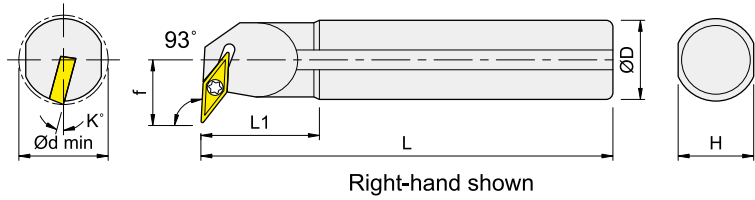
Internal Turning Holders

內徑車刀桿

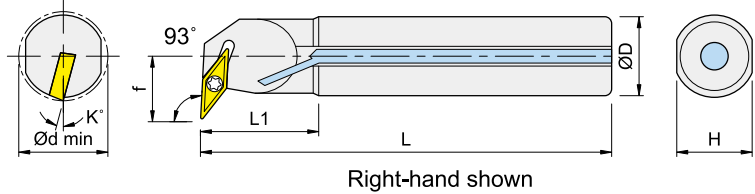


SVUB

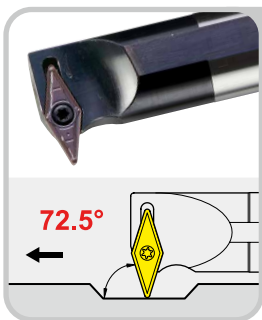
■ S..-SVUBR/L-.. Steel shank



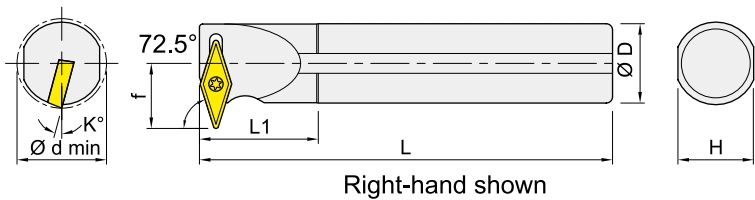
■ A..-SVUBR/L-.. Steel shank+coolant hole



Order No.	Dimensions, mm							Insert	Shim	Screw	Wrench	Screw	Wrench
	D	L	L1	f	H	K	dmin						
IS25R-SVUB <sup>R</sup> / <sub>L</sub> -16	25	200	45	18	23	5	32	VB..1604..	--	--	--	IMS3509B	ITK15
IS32S-SVUB <sup>R</sup> / <sub>L</sub> -16	32	250	50	22	30	5	40		IVSS322	IMDS5035S	IPL35	IMS3512B	
IS40T-SVUB <sup>R</sup> / <sub>L</sub> -16	40	300	55	27	37	5	50		--	--	--	IMS3509B	
IA25R-SVUB <sup>R</sup> / <sub>L</sub> -16	25	200	45	18	23	5	32	VC..1103..	--	--	--	IMS2506A	ITK09
IS16Q-SVUC <sup>R</sup> / <sub>L</sub> -11	16	180	30	13	15	7	22						
IS20R-SVUC <sup>R</sup> / <sub>L</sub> -11	20	200	40	15	18	7	27						
IA16Q-SVUC <sup>R</sup> / <sub>L</sub> -11	16	180	30	13	15	7	22						
IA20R-SVUC <sup>R</sup> / <sub>L</sub> -11	20	200	40	15	18	7	27						



SVVB



Order No.	Dimensions, mm							Insert	Shim	Screw	Wrench	Screw	Wrench
	D	L	L1	f	H	K	dmin						
IS25R-SVVB <sup>R</sup> / <sub>L</sub> -16	25	200	45	20.5	23	5	34	VB..1604..	--	--	--	IMS3509B	ITK15
IS25S-SVVB <sup>R</sup> / <sub>L</sub> -16	25	250	45	20.5	23	5	34						
IS32S-SVVB <sup>R</sup> / <sub>L</sub> -16	32	250	50	25	30	5	42	VB..1604..	IVSS322	IMDS5035S	IPL35	IMS3512B	ITK15