



MAINTENANCE TOOL

TOOL CLINIC

Our engineers are here to improve your productivity by demonstrating the correct usage and maintenance of tool holders.



➔ P.114

TOOL SET UP STATION

Work table
6S DESK



6SD

➔ P.86

Tool washing machine
CLEAN BOX




CBX

➔ P.88

For machine spindle maintenance

**TEST BAR
CHECKMATE**

**CMA
CMB**



➔ P.90

TOOL CAP

**TCA
TCB
TCC**



➔ P.91

TOOL SET UP STAND


**Petit-Ball
MY CUBE
HF series**



➔ P.94

Collet stand
PALETTE


PA



➔ P.96

ENDMILL HOUSE

EMO



➔ P.97

TOOL HOLDER STORING CABINET

HBX



➔ P.98

ANGLE HEAD

M/C Tool

HSK-T Tooling Systems for Turning Mill

General Purpose Tool

JIG

Measuring Equipment

Maintenance Tool

Wire EDM fixture

Technical Information

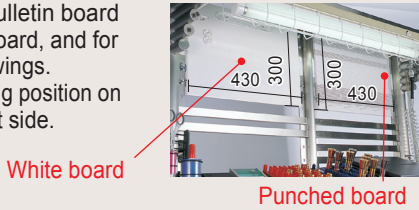
CODE
6SD-01

Ensures safe tool settings! Improves the work environment in the factory!

- ▷ Helps in the rapid implementation of the five S's in your factory.
- ▷ Compact and space saving.
- ▷ Do-it-yourself style allows you to do the assembly.

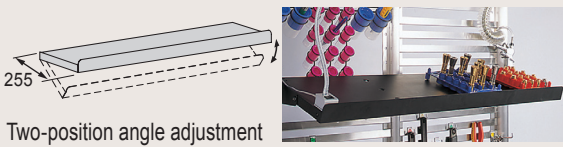
White board and Punched board

Useful as a bulletin board or message board, and for attaching drawings. Freely mounting position on the left or right side.



Shelf Board

Shelf is deep enough for a laptop computer, and the shelf can be attached at whatever height you desire.



Hook base panel



Arbitrary attachment and recombination



Effective utilization of a rear space

Tool insert stand (Option)

Insert and store frequently used hand tools, stationery, etc.




Tool insert stand 5
Movable model (5 pockets)



Tool insert stand 16
Fixed model (16 pockets)

Dust Shooter (Option)

Easy trash separation.



※This image includes the options.
Tool is not included.

Container box



Storage



Can be removed and carried.



Organizing



The see-through box allows easy storage and organizing.

Optional dividers allow you to easily organize and systematize items.

Upper lighting

Safety light cover.

Lighting switch and socket

Upper lighting (32W) and under shelf lighting (20W) (max. capacity 1,500W)



Air gun

Can be mounted on either the right or left.


Lower lighting

Brightly lit, safe work space



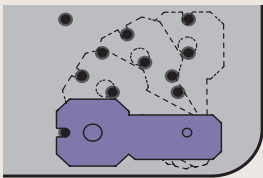
Safety stopper

Prevents dropping of cutting tools and tool holders.



Tabletop

The tool setup stand (sold separately) can be installed anywhere using the tabletop holes. No need to put your own holes in the tabletop.



Tool set up stand

➔ P.94

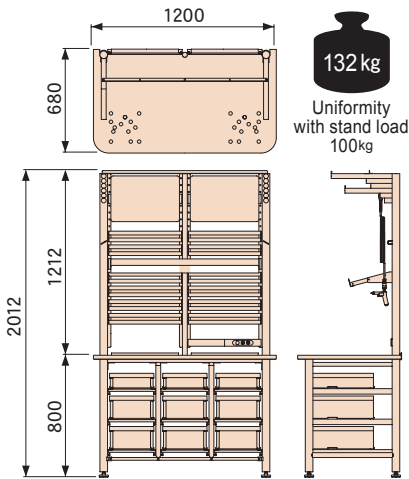


MY CUBE



Petit Ball

Dimensions



Std. Access.

CODE	Description	Q'ty	Description	Q'ty
6SD-FBP	Hook base panel	12pcs.	Shelf Board	1pc.
-FS	Short hook	3pcs.	Upper lighting / Lower lighting ※Select 50Hz or 60Hz	1ea.
-FL	Long hook	2pcs.	Power code set (Socket / Lighting / switch / Power code)	1set
-UFS	U-type short hook	3pcs.		
-UFL	U-type long hook	1pc.		
-FSP	Hook for spanner	1pc.		
-FDR	Hook for driver	1pc.		
CN -103	Container box	3pcs.		
-150	Container box	6pcs.		
6SD-AIR	Air gun set	1set		

Caution

- Assembly by buyer.
- Customers pay the shipping cost.
- 100V electric power supply (transformer is required)

Option

Side table

CODE	Uniformity with stand load :40kg
6SD-STB	

Side Table for the 6S DESK

Std. Access.

- Container box (CN-103)(1pc.)
- Container box (CN-150)(2pcs.)
- Lid for Container Box (3pcs.)



Dust Shooter

CODE
6SD-DST

Comes with two kinds of sign seals.

- ※Trash cans are not provided. Please prepare it by yourself.



Tool insert stand 5

CODE	Attachment q'ty
6SD-IS5	5pcs.


5-pocket movable model



Tool insert stand 16

CODE	Attachment q'ty
6SD-IS16	16pcs.

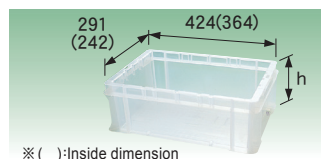
16-pocket fixed model



Consumables / Replacement parts

Container box

CODE	h	Capacity	Q'ty
CN-103-3	103 (88)	8 ℓ	3pcs.
-150-3	150(135)	12 ℓ	



※ () : Inside dimension

Lid for container box

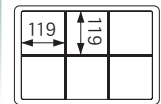

CODE	Q'ty
CN-FT-3	3pcs.



※Lockable


Dividers for storage cabinet

CODE	Required box	Q'ty
CN-S 84-3	CN-103	9 pcs. (for 6 rooms)
-S135-3	-150	(Container box 3 pcs. / set)



Hook base panel

CODE	Q'ty
6SD-FBP	2pcs.



Air gun set

CODE
6SD-AIR



Hook

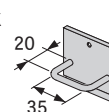
Short hook

CODE	Q'ty
6SD-FS	5pcs.



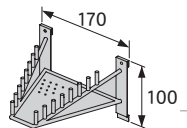
U-type short hook

CODE	Q'ty
6SD-UFS	5pcs.



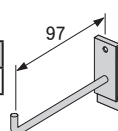
Hook for spanner

CODE	Q'ty
6SD-FSP	1pc.



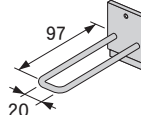
Long hook

CODE	Q'ty
6SD-FL	5pcs.



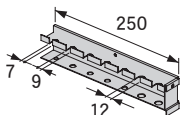
U-type long hook

CODE	Q'ty
6SD-UFL	5pcs.



Hook for driver

CODE	Q'ty
6SD-FDR	1pc.



ANGLE HEAD

M/C Tool

HSK-T Tooling Systems for Turning Mill

General Purpose Tool

JIG

Measuring Equipment

Maintenance Tool

Wire EDM fixture


Technical Information

CODE
CBX-01

Wash the tooling holders, collets, nuts, cutting tools, and small work-pieces thoroughly to maintain their accuracy!

- ▷ Wash tool holders, cutting tools and jig fixtures.
- ▷ No plumbing required.
- ▷ Safe cleaning system using water.
- ▷ Built-in water heater improves washing capability.

Compact built-in sink



<p>Automatic washing space</p> <p>Shoots cleaning fluid from 18 location nozzles.</p>	<p>Hand washing space</p> <p>Heavy dirt can be washed off using the hand nozzle brush and hot water (40°C / 104°F)</p>	<p>Built-in sink with an overflow drain allows pre-soaked washing.</p>
--	---	--

Top cover

Top cover of washing unit can be opened and closed with one hand. Comes with an automatic shutoff function for the washing cycle. Automatic washing stops automatically when the top cover is lifted during operation.



Washing Unit

18 nozzles shoot hot water from every angle to wash off all the dirt.



Timer operating mode

Operation can be stopped automatically using the clock timer. (The time can be set arbitrarily, up to 12 min.)



※This image includes the options.

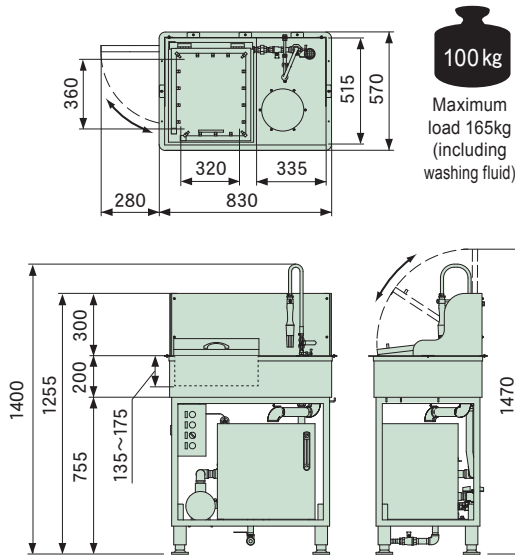
Tank

The use of heated cleaning fluid (40°C) increases the cleaning power and makes cleaning easy even in the winter.





Dimensions



Specification

Material	SU304 (Sink, Tank, Cleaning unit) SS 400 (Base frame)
Tank	Approx. 65L (Level gauge with thermometer is standard accessory.)
Pump	0.3~0.51kW (50/60Hz) (Produced by Grundfos)
Heater	3kW (with temperature control)
Weight	Approx. 100kg (165kg, including cleaning fluid)
Voltage	3-phase 200V (Rated 15A)

Std. Access.

CODE	Description	Q'ty
CBX-HNZ	Hand nozzle	1pc.
-MFIL	Main filter	2pcs.
-SFIL	Sub-filter	2pcs.
-TRP	Drain trap	1pc.
-GSTP	Rubber drain plug	1pc.
-WBSK	Washing basket	1pc.
-WTBL	Washing table	1pc.
	Sink outer cover	1 set
	Hook	2pcs.
	Bamboo brush	1pc.
	Primary power code (plug attached 15m)	1pc.

Caution


- Be sure to use water-soluble cleaning fluid.
- Customers pay the shipping cost.
- 200V electric power supply (transformer is required)

Outer sink cover

Prevents splashing of the washing cleaner.

Hand nozzle

Easy to attach and detach.



Attach

Remove

Filter

Can be changed easily when it becomes dirty.



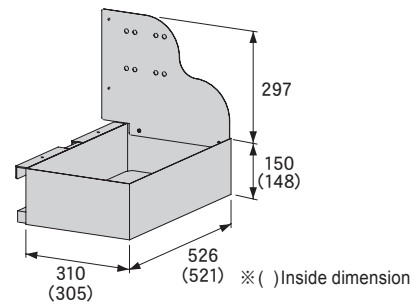
Main filter

Sub-filter

Option

Draining basket

CODE	Uniformity with stand load 40kg
CBX-SBX	<ul style="list-style-type: none"> ■ Std. Access. ● Triple hook



Used for draining, air blowing, rust-proofing, etc.
Can be attached to either the right or left side of the unit.

Consumables / Replacement parts

Washing basket

CODE	
CBX-WBSK	

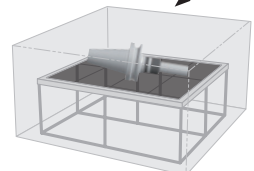
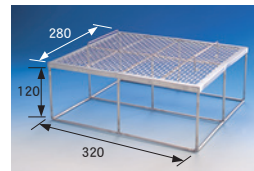
Collet and small parts can be washed.



Washing table

CODE	
CBX-WTBL	

Used in a sink as an auxiliary table when washing by hand.



Main filter

CODE	Q'ty
CBX-MFIL	5pcs.



Hand nozzle

CODE	
CBX-HNZ	



Drain trap

CODE	
CBX-TRP	



Sub-filter

CODE	Q'ty
CBX-SFIL	3pcs.



Rubber drain plug

CODE	
CBX-GSTP	



Cleaning fluid

CODE	
CBX-EKI	



- Capacity 18 ℓ
- Product name: "Clean Super 285" weak alkaline cleaner

⚠ Be sure to use water-soluble cleaning fluid.

The sink, washing unit and tank are made of stainless steel, resulting in easy maintenance and less staining.

TEST BAR CHECKMATE

For machine spindle maintenance

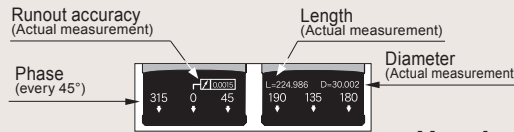
The maintaining machine spindle run-out accuracy allows superior machining quality. Maximizes tool holder performance!

Periodically checking the run-out accuracy will result in superior machining.

- ▷ Light-weight (20% lighter), hollow design makes it easy to use.
- ▷ The actual measurement values are marked on the body.
- ▷ Ideal for setting Z axis datum.
- ▷ Reasonable price.

You can recognize the exact run-out accuracy and the highest run-out of the spindle.

You can check the spindle condition more precisely using the run-out value and position marked on the body.




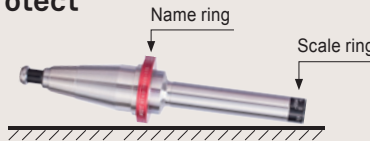
It can be installed into the spindle in every phase.

There is no drive-key groove, so measurements can be made without worrying about the phase.



The name ring and scale ring protect it from scratches and dents.

The taper area and straight area do not touch the table surface even if they are placed horizontally.



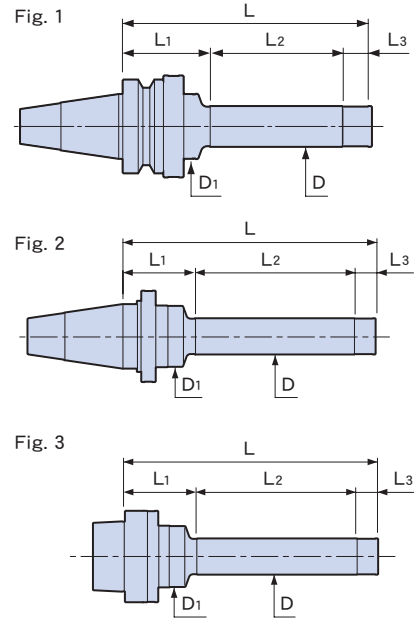
Handy CMA type

Allows you to check the dynamic accuracy thanks to optional balance adjustment.

Full-fledged CMB type

Z-axis deflection and spindle travel accuracy can be measured.

	CODE	Fig.	φD	φD1	L	L1	L2	L3	Kg
BT / DIN / CAT.	NT30 -CMA20-125	1	20	32	125	45	65	15	0.7
	NT40 -CMA25-175	2	25	42	175	50	110		1.3
	NT50 -CMA30-225		30	53	225	65	145		3.5
	NT30 -CMB30-175	1	30	32	175	45	115	15	1.0
	NT40 -CMB40-325	2	40	42	325		265		2.8
NT50 -CMB50-325		50	53		60	250		5.7	
HSK-A / -E	HSK32 -CMA20-125	3	20	26	125	35	75	15	0.4
	HSK40 -CMA20-125			32		45	65		0.5
	HSK50 -CMA25-175		25	42	175	50	110		1.0
	HSK63 -CMA25-175								1.2
	HSK80 -CMA30-225		30	53	225	65	145		2.2
	HSK100-CMA30-225								3.0
	HSK125-CMA30-225								4.1
	HSK32 -CMB25-175	3	25	26	175	35	125	15	0.7
	HSK40 -CMB30-175		30	32		40	120		0.9
	HSK50 -CMB40-225		40	42	225	45	165		1.8
	HSK63 -CMB40-325				325		265		2.7
	HSK80 -CMB50-325		50	53		60	250		4.4
HSK-F	HSK63F-CMA25-175	3	25	42	175	50	110	15	1.2
	HSK80F-CMA30-225		30	53	225	65	145		2.3
	HSK63F-CMB40-325	3	40	42	325	45	265	15	2.7
	HSK80F-CMB50-325		50	53		60	250		4.5



Exclusive retention knob

CODE	Shank
P-576	CAT.40
-575	CAT.50
-578	DIN40
-577	DIN50

- Option
 - Coolant duct (HSK-A)
 - Retention knob (BT)
 - Exclusive retention knob (CAT. / DIN)
 - Balance adjustment (only for CMA type) less than G2.5 / 30000min⁻¹
 ※ Please order by adding "BL" to the end of the code.
 (Ex.: HSK63-CMA25-175 BL)
- Std. Access.
 - Accuracy inspection sheet

- Note
 - NT type is available for BT/CAT. and DIN spindle by changing the retention knob.
 - HSK type is available for both HSK-A and HSK-E spindles.
 - HSK-F type is available only for HSK-F spindle.
 - A special design retention knob is required for CAT./DIN spindle. A market standard retention knob for ANSI/DIN/ISO is not available. Contact us for the details.
 - Use a market standard retention knob for the BT spindle.
 - NT30 type can be installed into a spindle at 0° and 180°.
- Caution
 - A.T.C is not available. (except for NT30)

The sub-zero treatment prevents secular change.


See-through tool cover. You can take care of your tools safely and simply.

- ▷ Prevent cutting tools from coming into contact with each other and being damaged or chipped.
- ▷ Prevent getting injured when taking the tool holder in and out or when carrying.
- ▷ Minimize grinding costs for reconditioning and lead to reduced operating costs.
- ▷ Applicable for various shapes or brands.

TCC type
Attached by deforming its cap.

TCB type
Attaches directly to the tip of the cutting tool.

TCA type
Attaches to the tip of a tool holder.



The tool is visible

The cutting tools can be stored with the caps on. By placing the cap on the tip of the tool holder, the cutter doesn't receive any stress, alleviating any worries over the cutters breaking.



Prevents chipping and damage to cutting tools

Storing cutters with caps will prevent them from hitting each other and being chipped. This will minimize grinding costs for reconditioning and lead to reduced operating costs.



Will not slip off

Can be put on with one touch, and won't fall off when turned upside down.



Conventional

It can be used with every configuration and brand.





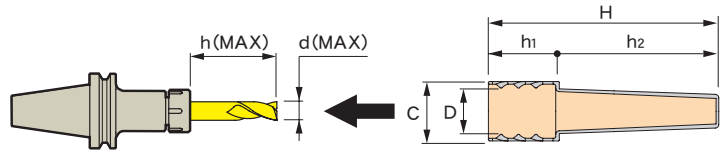
TCA type

Attaches to the tip of a tool holder.

ANGLE HEAD



TCA2022 TCA2830 TCA3436 TCA4043 TCA4650



Code system

TCA	2030 (Min.~MAX.)	—	50 (pc)
	D dimension		Q'ty

M/C Tool

CODE	φD	φC	φd	H	h	h1	h2	Type	Note
TCA2022	20~22	29	8	100	70	30	70	DTA7/DTB7	10pcs. 50pcs. 100pcs.300pcs. 500pcs. Please order by adding Q'ty to the end of the code. Ex. TCA2022-10
TCA2830	28~30	34	14	130	90	40	90	DTA12/DTB12/DTE7	
TCA3436	34~36	41		135		45		CTA10/CTH10	
TCA4043	40~43	47	20	152	105	47	105	DTE12	
TCA4650	46~50	54		167	120		120	CTA20/CTH20	


Cap dispenser

Tool caps can be easily removed from the dispenser.

Dispenser exclusively for storing TCA-type tool caps. Made of transparent acrylic resin, allowing you to confirm which caps are still in the dispenser.

HSK-T Tooling Systems for Turning Mill

General Purpose Tool



Cap dispenser

Dedicated bracket

JIG

Cap dispenser

Five models available for different sizes.

CODE	Type	Q'ty
CAP2022	TCA2022	31pcs.
CAP2830	TCA2830	20pcs.
CAP3436	TCA3436	
CAP4043	TCA4043	22pcs.
CAP4650	TCA4650	

Dedicated bracket


Five cap servers can be attached. Attach the bracket to a wall using bolts.

CODE
SRV-01

TCB type

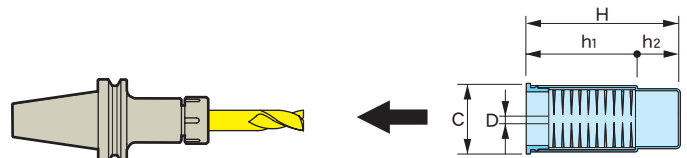
Attaches directly to the tip of the cutting tool. Handles a broad range of sizes.

Maintenance Tool



TCB0820

TCB2042



Code system

TCB	2042 (Min.~MAX.)	—	300 (pc)
	D dimension		Q'ty

Wire EDM fixture

CODE	φD	φC	H	h1	h2	Note
TCB0820	8~20	33	82	52	30	10pcs. 50pcs. 100pcs. 300pcs. 500pcs. Please order by adding Q'ty to the end of the code. Ex. TCB0820-10
TCB2042	20~42	54	102	62	40	

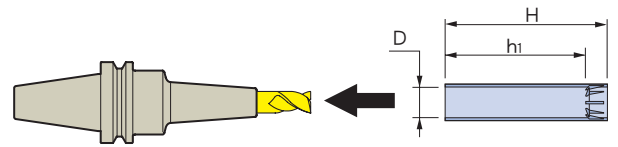
Note

- The bristles of the brush may become deformed during use. If such deformation occurs, remove the brush and immerse it in hot water (60°C to 80°C). This should restore the deformed bristles to their original state.

Technical Information

TCC type

Attached by deforming its cap.
Simple and reasonably priced.
For small size tool holders and cutting tools.



Code system	TCC	2228	—	100
		(Min.~MAX.)		(pc)
		D dimension		Q'ty

Variety set

CODE	Q'ty
TCC-F	2 pieces per cutting tool cover size for TCC0607 to 4760 (Total of 20 pieces / set)


Usage

1. Hold the mouth of the tool cap vertically, and then press it so that its oval shape becomes round.
2. Once the mouth of the tool cap becomes round, push it into the cutting tool or tool holder.



CODE	φD	h ₁	H	Q'ty
TCD03-50	3	—	25	50 pcs.
TCD04-50	4	—	32	50 pcs.
TCC0607- 50	5.4~ 6.7	35	40	50 pcs.
-100				100 pcs.
-500				500 pcs.
TCC0709- 50	6.8~ 8.9	35	40	50 pcs.
-100				100 pcs.
-500				500 pcs.
TCC0911- 50	8.9~ 10.9	65	70	50 pcs.
-100				100 pcs.
-500				500 pcs.
TCC1113- 50	10.9~ 13.4	65	70	50 pcs.
-100				100 pcs.
-500				500 pcs.
TCC1418- 25	13.8~ 17.8	100	110	25 pcs.
- 50				50 pcs.
-250				250 pcs.
TCC1822- 25	17.8~ 22.4	100	110	25 pcs.
- 50				50 pcs.
-250				250 pcs.
TCC2228- 25	22.3~ 28	135	150	25 pcs.
- 50				50 pcs.
-250				250 pcs.
TCC2836- 10	28 ~ 36	130	150	10 pcs.
- 20				20 pcs.
- 50				50 pcs.
-200				200 pcs.
TCC3646- 10	36.2~ 47	165	190	10 pcs.
- 20				20 pcs.
- 50				50 pcs.
-200				200 pcs.
TCC4760- 10	46 ~ 60	160	190	10 pcs.
- 20				20 pcs.
- 50				50 pcs.
-200				200 pcs.

You can cut it to any desired length.



Tool set up stand

Tool tightening stand

The setup time can be shortened!
Not only can you mount cutting tools simply and quickly without using other tools, but also clamping collets and retention knobs!

フエボール
Petit Ball 40
 BT40/DIN40/CAT.40

Freely set vertically or horizontally

マキューブ
My CUBE 50
 BT50/DIN50/CAT.50
マキューブ
My CUBE 100
 HSK-A100/T100

Vise clamping type
HF SERIES


BT30/BT40/BT50
 HSK A40/A50/A63/A100
 E32/E40/E50/F63
 T40/T50/T63/T100

Affordable



Usable either vertically or horizontally (Petit Ball, My CUBE)

The tool can be placed either vertically or horizontally, whatever angle is most convenient for you.



Nut tightening



Clamping DETa-1 Collet(DTB)




Retention knob tightening



Clamping SLIMLINE collet

Multi-purpose usage

By using adapters, various tool holder shank types, including straight arbor DTB holders, can be used.




Accuracy assured

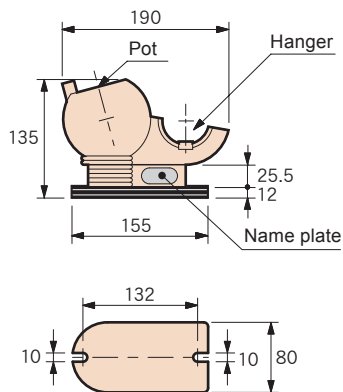
The taper is the most crucial part for maintaining the accuracy of a tool holder. A special resin is applied to the taper contact area to prevent scratches on the tool holder.



Petit Ball

CODE	Shank type	
Petit Ball40	BT40/DIN40/CAT.40	6.1

- **Option**
 - Adapter
- **Std. Access.**
 - Name plate
- **Caution**
 - No mounting bolts are provided. Use two M8 bolts for mounting.



Name plate

A specially finished name plate is provided, on which your company name is inscribed. Up to 12 characters (upper-case alphabetic characters, numeric characters, and/or hyphens).



Adapter (Petit Ball)




Adapter for pot

CODE	Shank type
AP40-T30V	BT30

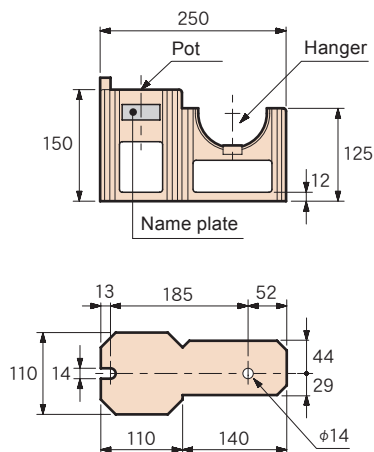
Adapter for hanger

CODE	Shank type
AP40-T30H	BT30
-S25H	ST25T-DTB7
-S32H	ST32T-DTB7, 12

MY CUBE

CODE	Shank type	
MY CUBE 50	BT50 / DIN50 / CAT.50	9.7
MY CUBE100	HSK-A100, T100	9.6

- **Option**
 - Adapter
- **Std. Access.**
 - Name plate
- **Caution**
 - No mounting bolts are provided. Use two M12 bolts for mounting.



Name plate

A specially finished name plate is provided, on which your company name is inscribed. Up to 12 characters (upper-case alphabetic characters, numeric characters, and/or hyphens).



Adapter (MY CUBE50)



Adapter for pot

CODE	Shank type
AP50-T30V	BT30
-T40V	BT40/DIN40/CAT.40
-A63V	HSK-A63, T63
-F63V	HSK-F63

Adapter for hanger

CODE	Shank type
AP50-T30H	BT30
-T40H	BT40
-A63H	HSK-A63, T63
-F63H	HSK-F63
-S25H	ST25T-DTB7
-S32H	ST32T-DTB7, 12

HF series


CODE	Fig.	Shank type	H	W	t	
HF-BT30	1	BT30	77	70	30	0.8
-BT40		BT40	90	90	37	1.2
-BT50		BT50	—	—	—	2.2
HF-A40	1	HSK-A40, T40	72	60	30	0.8
-A50		-A50, T50	77	70	37	1.0
-A63		-A63, T63	87	90	—	1.2
-A100		-A100, T100	—	—	—	2.1
HF-E32	3	HSK-E32	98	64	—	1.0
-E40		-E40	100	70	—	1.1
-E50		-E50	106	80	—	1.3
-F63		-F63	120	90	—	1.6

Fig. 1

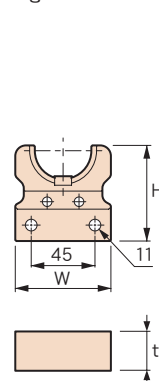


Fig. 2

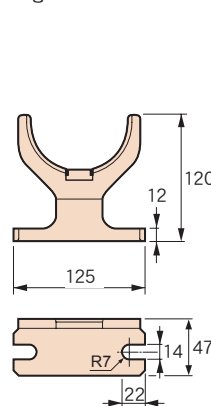
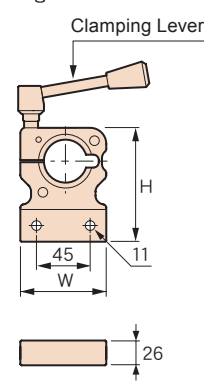



Fig. 3




This pallet neatly houses collets.

- ▷ Uniquely designed by an industrial designer.
- ▷ Protects the collets from damage to maintain their accuracy.
- ▷ Both top side and back side are usable.
- ▷ Affixing labels allows easy storage by size.
- ▷ Has standard outer dimensions ensuring applicability to various types of drawers and shelves.
- ▷ Applicable regardless of manufacturer.



PA-B


Neatly arranged by size



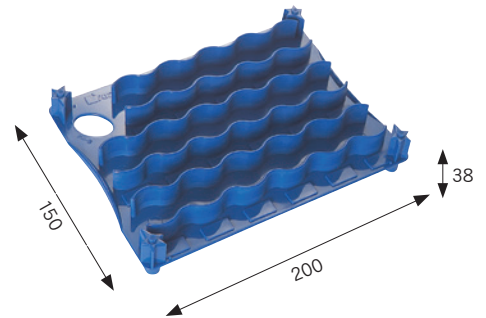
A stand for the SLIMLINE 2PIECE type collets is also available.



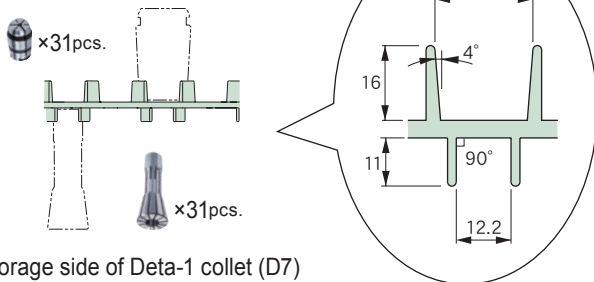
PA-R



PA-B

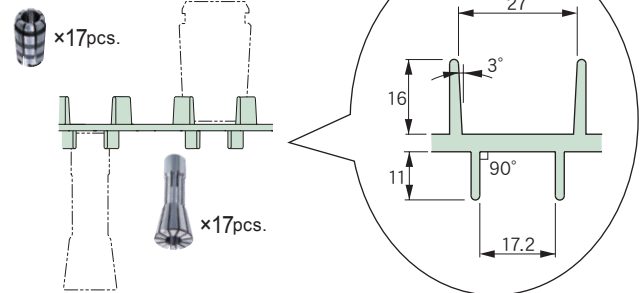


Storage side of Spring collet (C10)



Storage side of Deta-1 collet (D7)

Storage side of Spring collet (C20)



Storage side of Deta-1 collet (D12)

CODE	Q'ty
PA-R- 1	1pc.
- 5	5pcs.
-10	10pcs.

CODE	Q'ty
PA-B- 1	1pc.
- 5	5pcs.
-10	10pcs.

Are you having trouble storing your cutting tools ?

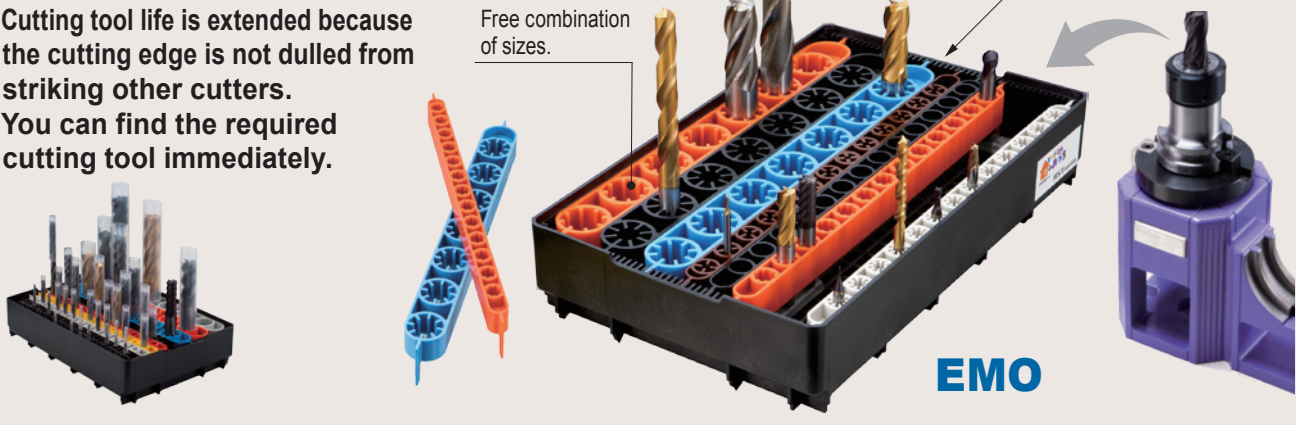


Cutting tool expenses increase due to cutting edge chipping.

The required cutting tool cannot be found easily.

Save cutting tool expenses and time with the optimum working environment!

- ▶ Cutting tool life is extended because the cutting edge is not dulled from striking other cutters.
- ▶ You can find the required cutting tool immediately.



EMO

Value set

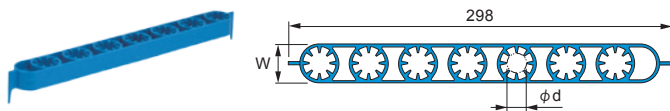
This is a convenient value set that can be immediately used and handles tool shank diameters of 3 mm to 12 mm. (Stores 156 cutting tools)

CODE	Stand	Base	TOOL CAP	TOOL CAP storage box																												
EMO-SET-01	<table border="1"> <thead> <tr> <th>Cutter dia</th> <th>Q'ty</th> </tr> </thead> <tbody> <tr><td>φ 3</td><td>1pc.</td></tr> <tr><td>φ 4</td><td>2pcs.</td></tr> <tr><td>φ 6</td><td>3pcs.</td></tr> <tr><td>φ 8</td><td>2pcs.</td></tr> <tr><td>φ 10</td><td>2pcs.</td></tr> <tr><td>φ 12</td><td>2pcs.</td></tr> </tbody> </table>	Cutter dia	Q'ty	φ 3	1pc.	φ 4	2pcs.	φ 6	3pcs.	φ 8	2pcs.	φ 10	2pcs.	φ 12	2pcs.	1pc.	<table border="1"> <thead> <tr> <th>Cutter dia</th> <th>Q'ty</th> </tr> </thead> <tbody> <tr><td>φ 3</td><td>50pcs.</td></tr> <tr><td>φ 4</td><td>50pcs.</td></tr> <tr><td>φ 6</td><td>50pcs.</td></tr> <tr><td>φ 8</td><td>50pcs.</td></tr> <tr><td>φ 10</td><td>50pcs.</td></tr> <tr><td>φ 12</td><td>50pcs.</td></tr> </tbody> </table>	Cutter dia	Q'ty	φ 3	50pcs.	φ 4	50pcs.	φ 6	50pcs.	φ 8	50pcs.	φ 10	50pcs.	φ 12	50pcs.	1pc.
	Cutter dia	Q'ty																														
	φ 3	1pc.																														
	φ 4	2pcs.																														
	φ 6	3pcs.																														
	φ 8	2pcs.																														
φ 10	2pcs.																															
φ 12	2pcs.																															
Cutter dia	Q'ty																															
φ 3	50pcs.																															
φ 4	50pcs.																															
φ 6	50pcs.																															
φ 8	50pcs.																															
φ 10	50pcs.																															
φ 12	50pcs.																															

φ 3...13pcs. φ 4...26pcs. φ 6...39pcs.
φ 8...26pcs. φ 10...26pcs. φ 12...26pcs.

Stand

Parts for storing and securing cutting tools. It is possible to identify the cutting tool size by color, and the cutting tool you need can be found at a glance. Use this stand inserting it into the base.



CODE	φd	W	max. Q'ty	Color	Q'ty
EMO-STD 3-2	3	15mm (1W)	13 pcs./cutting tools/stand	Black	2pcs.
				Black	5pcs.
				Black	5pcs.
-STD 4-2	4			Brown	2pcs.
				Brown	5pcs.
-STD 6-2	6			Gray	2pcs.
				Gray	5pcs.
-STD 8-2	8			Yellow	2pcs.
				Yellow	5pcs.
-STD10-2	10			Orange	2pcs.
				Orange	5pcs.
-STD12-2	12			Black	2pcs.
				Black	5pcs.
-STD16-2	16	30mm (2W)	7 pcs./cutting tools/stand	Blue	2pcs.
				Blue	5pcs.
-STD20-2	20			Orange	2pcs.
				Orange	5pcs.
-STD25-2	25			Gray	2pcs.
				Gray	5pcs.

Base


Container for holding the stands.

Stands can be arranged by changing the combination of stands freely.


CODE	Q'ty
EMO-BAS-1	1pc.
-3	3pcs.

Note

- 12 rows for the stands of 3mm to 12mm diameter or 6 rows for the stands of 16mm to 25mm diameter.
- The left-right orientation of the stands can be set.




Example of stand arrangement



TOOL HOLDER STORING CABINET

Compact Storage Box with Anti-Rust Treatment for tool holders.

Orderly storing with name plate!




Name Plate

Transparent case!!



Freely arrangeable

Can be used with a variety of holders by changing the pins and combining as you wish.

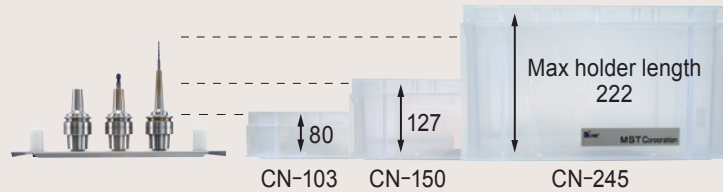


Horizontal type



Vertical type

Three types of container boxes.



Standard Set

CODE	max. Q'ty	Container box	Pin	Q'ty	Shank type
HBX-A40	24	CN-150	HBX-PNE40	18pcs.	HSK-A40
-A50	15	-245	-PNE50	15pcs.	-A50
-E25	40	-150	-PNE25	32pcs.	-E25
-E32			-PNE32		-E32
-E40	24		-PNE40	18pcs.	-E40
-E50	15	-245	-PNE50	15pcs.	-E50
-F63	10				-F63
-15T	40	-150	-PN15T	16pcs.	15T(BROTHER)
-20T			-PN20T		RS20/20T(SUGINO)

Contents of set

- Base plate ●Container box ●Pin

Option

- Rail ●Name plate
- Lid for container box ●Eyenut


Note

- Knock-down type. A wrench (5mm) is required.

Base plate


A multi-hole base plate is employed. Supports a variety of holder specifications using pins that can be freely changed and relocated.

CODE
HBX-BP01




Container box

CODE	H		Shank type
	Outside diameter	Inside diameter	
CN-103	103	88	—
-150	150	135	E25, 32, 40/15T/20T
-245	245	230	A50, E50, F63



Pin

CODE	Q'ty	Size
HBX-PNE25	10 pcs.	φ 13.5 × H20
-PNE32		φ 16.5 × H25
-PNE40	5 pcs.	φ 20.5 × H29
-PNE50		φ 25.5 × H36
-PN15T		φ 26.5 × H54
-PN20T		φ 30.5 × H62




Std. Access.

- Mounting bolt (M6)

Eyenut

CODE	Q'ty
HBX-ENM6	2pcs.


- Std. Access.
- Mounting bolt (M6)



Rail (for name plate)

CODE	Q'ty	L	Note
HBX-R210	6pcs.	210	Vertical type
-R330	4pcs.	330	Horizontal type


- Std. Access.
- Mounting bolt (M5)
- Required for attaching name plate.



Name plate

CODE	Q'ty
HBX-NP01	40pcs.

Useful for organizing tools. Attaches easily to the rail.



Freely cut to required overall length

Lid for container box

CODE
CN-FT

